



OPERATING MODE

The Fixture has four different operating modes: Basic RGBW, Basic RGBW 16bit, Extended RGBW and Extended RGBW 16bit.

The Basic mode enable the colour control for all the Leds of fixture, while the Extended mode has the possibility to control different section of the Leds so is possible to manage independently the colours of two leds rings plus the central led.

DMX PROTOCOL

DMX Mode	Number of Parameter	Colour Control	Notes
Basic RGBW	17	RGBW 8bit	Colour control as single layer.
Basic RGBW 16bit	21	RGBW 16bit	Colour control in as single layer.
Extended RGBW (Default setting)	25	RGBW 8bit	Colour control for the central led and the two rings.
Extended RGBW 16bit	37	RGBW 16bit	Colour control for the central led and the two rings.

IMPORTANT: The Extended RGBW is the operating mode as default setting.

DMX PROTOCOL

<i>DMX Parameter number</i>	<i>RGBW</i>
1	Red
2	Green
3	Blue
4	White
5	CTO
6	Macro color
7	Strobe effect
8	Dimmer
9	Dimmer fine
10	Pan
11	Pan fine
12	Tilt
13	Tilt fine
14	Zoom
15	Color Crossfade
16	Function
17	Reset

<i>DMX Parameter number</i>	<i>RGBW 16bit</i>
1	Red
2	Red fine
3	Green
4	Green fine
5	Blue
6	Blue fine
7	White
8	White fine
9	CTO
10	Macro color
11	Strobe effect
12	Dimmer
13	Dimmer fine
14	Pan
15	Pan fine
16	Tilt
17	Tilt fine
18	Zoom
19	Color Crossfade
20	Function
21	Reset

DMX PROTOCOL

<i>DMX Parameter number</i>	<i>Extended RGBW</i>
1	Red ring 1
2	Green ring 1
3	Blue ring 1
4	White ring 1
5	Red ring 2
6	Green ring 2
7	Blue ring 2
8	White ring 2
9	Red central led
10	Green central led
11	Blue central led
12	White central led
13	CTO
14	Macro color
15	Strobe effect
16	Dimmer
17	Dimmer fine
18	Pan
19	Pan fine
20	Tilt
21	Tilt fine
22	Zoom
23	Color Crossfade
24	Function
25	Reset

<i>DMX Parameter number</i>	<i>Extended RGBW 16 bit</i>
1	Red ring 1
2	Red fine ring 1
3	Green ring 1
4	Green fine ring 1
5	Blue ring 1
6	Blue fine ring 1
7	White ring 1
8	White fine ring 1
9	Red ring 2
10 to 16	Colour control sequence for ring 2
17	Red central led
18 to 24	Colour control sequence for central Led
25	CTO
26	Macro color
27	Strobe effect
28	Dimmer
29	Dimmer fine
30	Pan
31	Pan fine
32	Tilt
33	Tilt fine
34	Zoom
35	Color Crossfade
36	Function
37	Reset




Function details

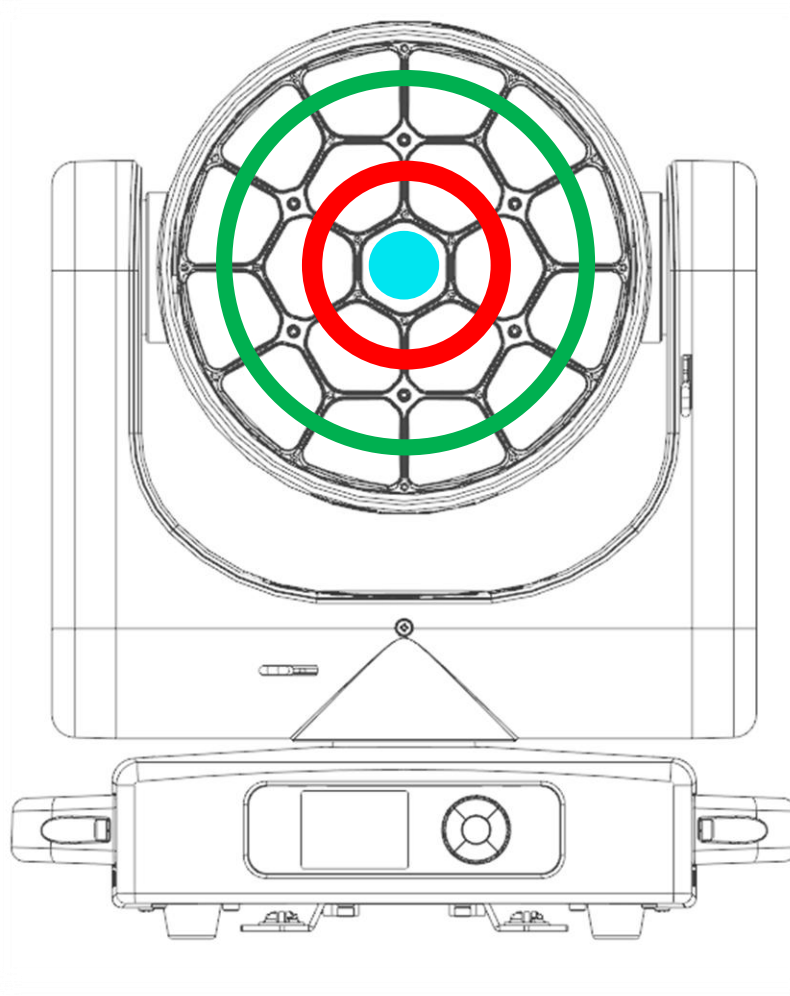
RGBW	RGBW 16bit	Extended RGBW	Extended RGBW 16bit	Bit Value	Function
1	1	-	-	000 - 255	RED linear 0 - 100%
-	2	-	-	000 - 255	RED FINE (16 Bit)
2	3	-	-	000 - 255	GREEN linear 0 -100%
-	4	-	-	000 - 255	GREEN FINE (16 Bit)
3	5	-	-	000 - 255	BLUE linear 0 -100%
-	6	-	-	000 - 255	BLUE FINE (16 bit)
4	7	-	-	000 - 255	WHITE linear 0 -100%
-	8	-	-	000 - 255	WHITE FINE (16 bit)
-	-	1	1	000 - 255	RED Ring 1 linear 0 -100%
-	-	-	2	000 - 255	RED FINE Ring 1
-	-	2	3	000 - 255	GREEN Ring 1 linear 0 -100%
-	-	-	4	000 - 255	GREEN FINE Ring 1
-	-	3	5	000 - 255	BLUE Ring 1 linear 0 -100%
-	-	-	6	000 - 255	BLUE FINE Ring 1
-	-	4	7	000 - 255	WHITE Ring 1 linear 0 -100%
-	-	-	8	000 - 255	WHITE FINE Ring 1
-	-	5 to 8	9 to 15	000 - 255	RGBW Ring 2 Red (5 – 9) – Green (6 – 11) – Blue (7- 13) – White (8 - 15) colours ring 2 liner 0 – 100%
-	-	-	10 to 16	000 - 255	RGBW FINE Ring 2 Red (10) – Green (12) – Blue (14) – White (16)
-	-	9 to 12	17 to 23	000 - 255	RGBW Central led Red (9 – 17) – Green (10 – 19) – Blue (11- 21) – White (12 - 23) colours central led linear 0 - 100%
-	-	-	18 to 24	000 - 255	RGBW FINE Central led Red (18) – Green (20) – Blue (22) – White (24)

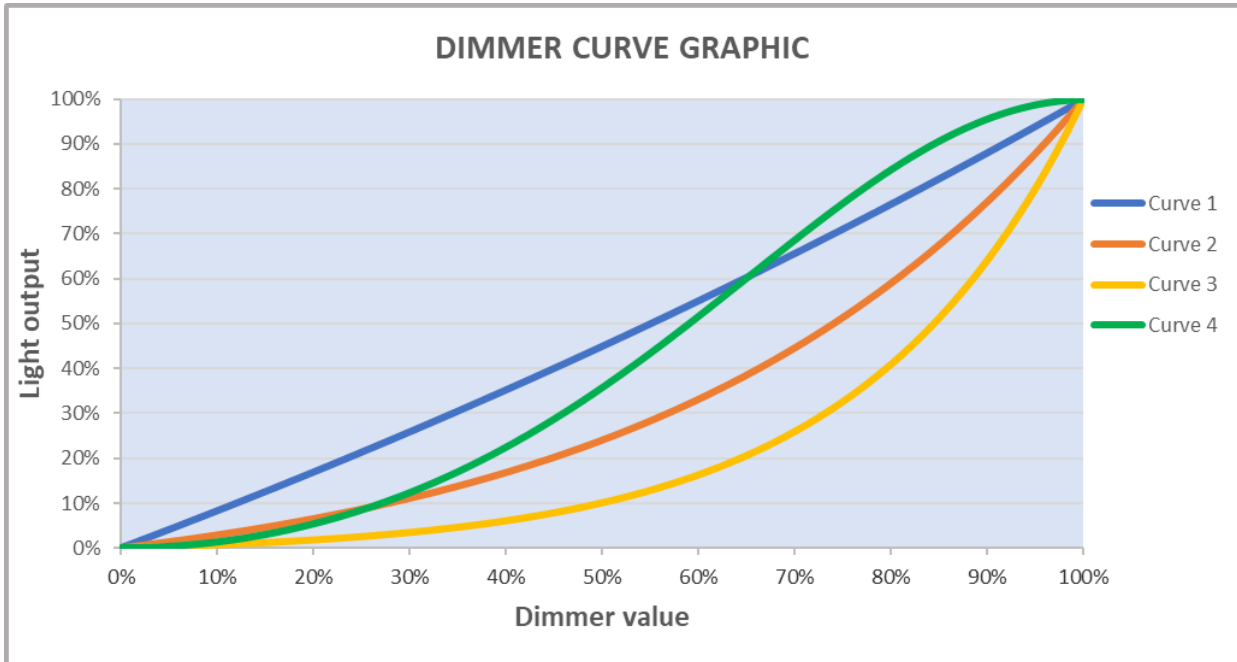
RGBW	RGBW 16bit	Extended RGBW	Extended RGBW 16bit	Bit Value	Function	
5	9	13	25		CTO CT control 8000K to 2500K CT 6500K to 2500K (WW version) Important: The CTO parameter has priority on the colour functions.	
				000 - 009	Unused range	
				010 - 255	8000 K – 2500K (6500K -2500K for WW version)	
6	10	14	26	000 - 255	MACRO COLOR See page 9 for colours details. Important: Macro parameter has priority over colour functions.	
7	11	15	27		STROBE EFFECT	
				000 - 003	Light OFF	
				004 - 103	Strobe linear from slow (1Hz) to fast (25Hz)	
				104 - 107	Light ON	
				108 - 207	Pulsation linear from slow (0.5 Hz) to fast (25 Hz)	
				208 - 212	Light ON	
				213 - 225	Random Slow Strobe effect	
				226 - 238	Random Medium Strobe effect	
				239 - 251	Random Fast Strobe effect	
252 - 255	Light ON					
8	12	16	28	000 - 255	DIMMER	
9	13	17	29	000 - 255	DIMMER FINE (16 bit)	
10	14	18	30	000 - 255	PAN Positioning <<< CCW from 0° to 540° (invert Pan=Off; Invert Tilt=Off)	
11	15	19	31	000 - 255	PAN FINE	
12	16	20	32	000 - 255	TILT Positioning >>>CW from 0° to 270° (invert Pan=Off; Invert Tilt=Off)	
13	17	21	33	000 - 255	TILT FINE	
14	18	22	34	000 - 255	ZOOM Linear narrow 000 wide 255 (128 default setting)	
15	19	23	35	000 - 255	COLOR CROSSFADE Color cross fade from Fast to Slow.	

RGBW	RGBW 16bit	Extended RGBW	Extended RGBW	BIT Value	Function	
16	20	24	36		FUNCTION Important: The setting are activated and saved holding the DMX level for 3 seconds	
				000 - 001	Unused range	
				002 - 003	Auto (Default)	
				004 - 005	SLN	
				006 - 007	Theatre	
				008 - 009	Constant	
				010 - 011	Zoom repositioning ON (Default)	
				012 - 013	Zoom repositioning OFF	
				014 - 024	Pan/Tilt speed → Fast (Default)	
				025 - 037	Pan/Tilt speed → Standard	
				038 - 042	Dimmer curve 1 (Default)	→ Details at page 8
				043 - 047	Dimmer curve 2	
				048 - 052	Dimmer curve 3	
				053 - 055	Dimmer curve 4	
				056 - 057	Dimmer curve 5	
				058 - 062	Raw color channels gamma 1	
				063 - 067	Raw color channels gamma 1.5	
				068 - 072	Raw color channels gamma 2.2 (Default)	
				073 - 077	Colour calibration Off (Default)	
				078 - 082	Colour calibration adjustment	
				083 - 087	Dimmer Fade OFF (Default)	
				088 - 092	Dimmer Fade ON	
				093 - 167	Not used	
				168 - 188	PWM frequency=600Hz	
				189 - 199	PWM frequency=1200Hz	
				200 - 210	PWM frequency=2000Hz (Default)	
				211 - 221	PWM frequency=4000Hz	
				222 - 232	Not Used	
				233 - 243	PWM frequency=25000Hz	
				244 - 248	Display OFF (Default)	
249 - 253	Display ON					
254 - 255	Default function recall					
17	21	25	37		RESET Important: The reset sequence is activated staying in the selected reset range for 5 seconds	
				000 - 025	Unused range	
				026 - 076	Zoom Reset	
				077 - 127	Pan and Tilt Reset	
				128 - 255	Complete Reset	

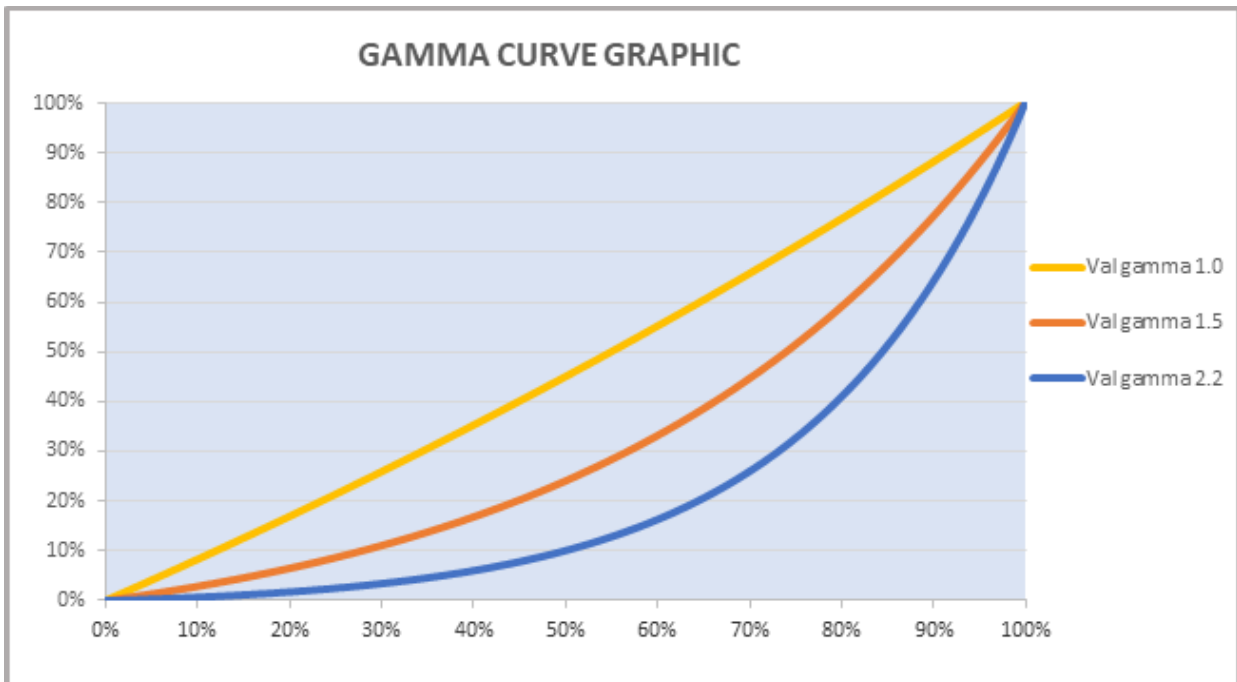
Leds reference

-  = Ring leds 1
-  = Ring leds 2
-  = Central led





Note: The Dimmer Curve 5 has all the Leds synchronized, for balanced behavior in white.





Midi-B & Midi-B WW DMX chart

08/2025

MACRO COLOR reference

Bit value	LEE Filter reference	Function
000-009	--	Macro Color OFF
010	--	Red
011	--	Green
012	--	Blue
013	--	Cyan
014	--	Yellow
015	--	Magenta
016	--	White 7000K
017	--	White 3700K
018	--	White 5000K
019	--	Black
020-022	10	Medium Yellow
023-026	13	Straw Tint
027-028	17	Surprise Peach
029	19	Fire
030	20	Medium Amber
031	21	Gold Amber
032-034	22	Dark Amber
035-044	25	Sunrise Red
045	35	Light Pink
046-048	36	Medium Pink
049-061	39	Pink Carnation
062-067	52	Light Lavender
068-077	58	Lavender
078-088	68	Sky Blue
089-099	79	Just Blue
100-109	90	Dark Yellow Green
110-111	100	Spring Yellow
112	102	Light Amber
113	103	Straw
114	104	Deep amber
115-116	105	Orange
117	107	Light Rose
118	108	English Rose
119	109	Light Salmon
120	110	Middle Rose
121-122	111	Dark Pink
123-124	113	Magenta
125	115	Peacock Blue

Bit value	LEE Filter reference	Function
126	116	Med Blu Green
127	117	Steel Blue
128	118	Light Blue
129-130	119	Dark Blue
131-133	121	Leaf Green
134-135	124	Dark Green
136-137	126	Mauve
138-141	128	Bright Pink
142-144	132	Medium Blue
145	135	Deep Golden Amber
146	136	Pale Lavender
147-148	137	Special Lavender
149-150	139	Primary Green
151-156	141	Bright Blue
157-161	147	Apricot
162-167	152	Pale Gold
168-171	158	Deep Orange
172-173	162	Bastard Amber
174	164	Flame Red
175-178	165	Daylight Blue
179	169	Lilac Tint
180-183	170	Deep Lavender
184-190	174	Dark Steel Blue
191-206	181	Congo Blue
207	197	Alice Blue
208	--	Dirty White
209-255	--	White