Photometric Test Report

MINIECLFRFC

LED Fresnel FC and Tunable White
to replace a 300 W Lamp

CONTENTS

Table of contents 2

Testing process 3

Color preset Full on

- Beam angle 100% 4
- Beam angle 0% 7

Color preset Red

- Beam angle 100% 10
- Beam angle 0% 13

Color preset Green

- Beam angle 100% 16
- Beam angle 0% 19

Color preset Blue

- Beam angle 100% 22
- Beam angle 0% 25

Color preset Lime

- Beam angle 100% 28
- Beam angle 0% 31

Color temperature 2800K

- Beam angle 100% 34
- Beam angle 0% 39

Color temperature 3200K

- Beam angle 100% 44
- Beam angle 0% 49

Color temperature 4200K

- Beam angle 100% 54
- Beam angle 0% 59

Color temperature 5500K

- Beam angle 100% 64
- Beam angle 0% 69

Color temperature 6000K

- Beam angle 100% 74
- Beam angle 0% 79

TESTING PROCESS

Prolights has its own optical testing laboratory in order to provide accurate photometric reports for its lighting products. The testing laboratory contains certain variety of precise lighting measurement systems that ensure an optimal reading of all the characteristic parameters of the lighting devices. All measurements are made at a controlled room temperature of 20°C without any external light sources. This photometric report is obtained through the data measured by a high precision measurement system and analyzed by a dedicate software.

Prolights measurement instrument

Prolights measurement instrument is a complete measurement system for any light source. It's equipped with two-axis goniometer, that enables to measure the full 3D distribution field of the light source. This instrument measures the light intensity, the beam angle and the most significative colors parameters, like color temperature, spectral distribution, CRI, CQS, TM-30 with a very high accuracy rate.

Please Note: All measurements are made with light source at operating temperature. Before starting the measurement, the instrument analyzes the process of the light source during the heating phase. The measuring process of all the parameters begins only when the light emission is stable, that is with a variation of less than 0.5% in a 15 minutes time frame.

Prolights measurement software

The software provides user friendly interface for the operator who does the measurements, and it also analyzes and processes all the collected data by the instrument. With this software it is possible to see the measured data in real-time and it is possible to examine all the measured data and graphics afterwards as well. All information is collected in a specific Prolights template, and the software creates also IES and LDT files, which are widely used to transfer the photometric data, and to develop lighting system.

Additionally, the fixtures are rechecked using various hand-held instruments like Sekonic C-700 and Gossen Mavospec Base, this is done to ensure, that the data in the photometric report are as accurate as possible.

Total lumen output:

732 lm

Total candela output:

448 cd

PRODUCT NAME:

MINIECLFRFC

MEASURAMENT CONDITIONS:

Beam angle:
Max Zoom

Target:
Full on

Operator:
Paolo Carvone

Date and time:
21/02/2020 16:19:34

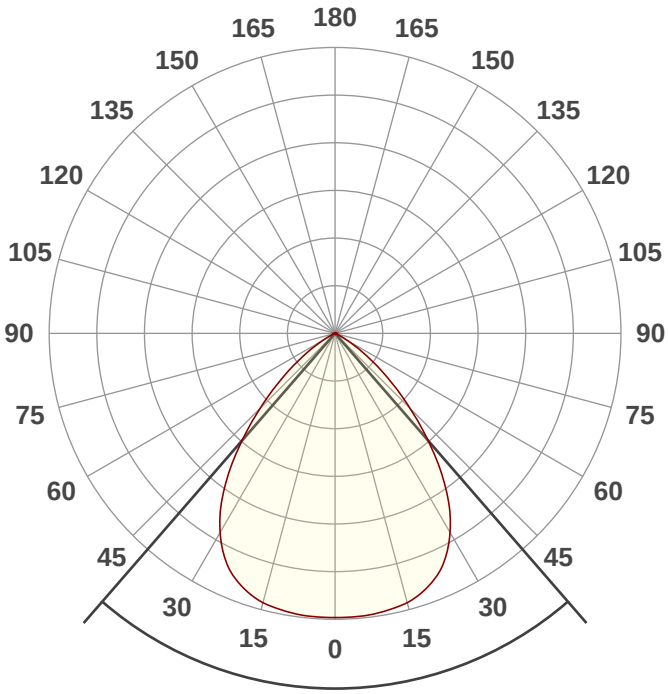

Beam angle **81,9°**

Spectra

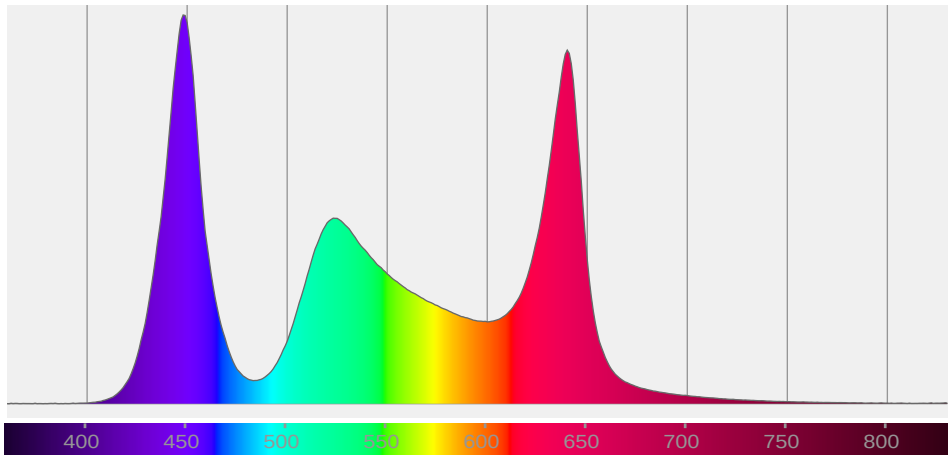

PROLIGHTS is a trademark of
MUSIC & LIGHTS S.r.l.
musiclights.it

Via A. Olivetti snc
04026 - Minturno (LT) ITALY
Tel: +39 0771 72190

prolights.it
info@prolights.it

BEAM DETAILS

Beam angle 50%	Field angle 10%	Cutoff angle 2,5%	Intensity ratio in 120° cone	Intensity ratio in 90° cone
81,9°	113,6°	126,2°	98,6%	83,9%

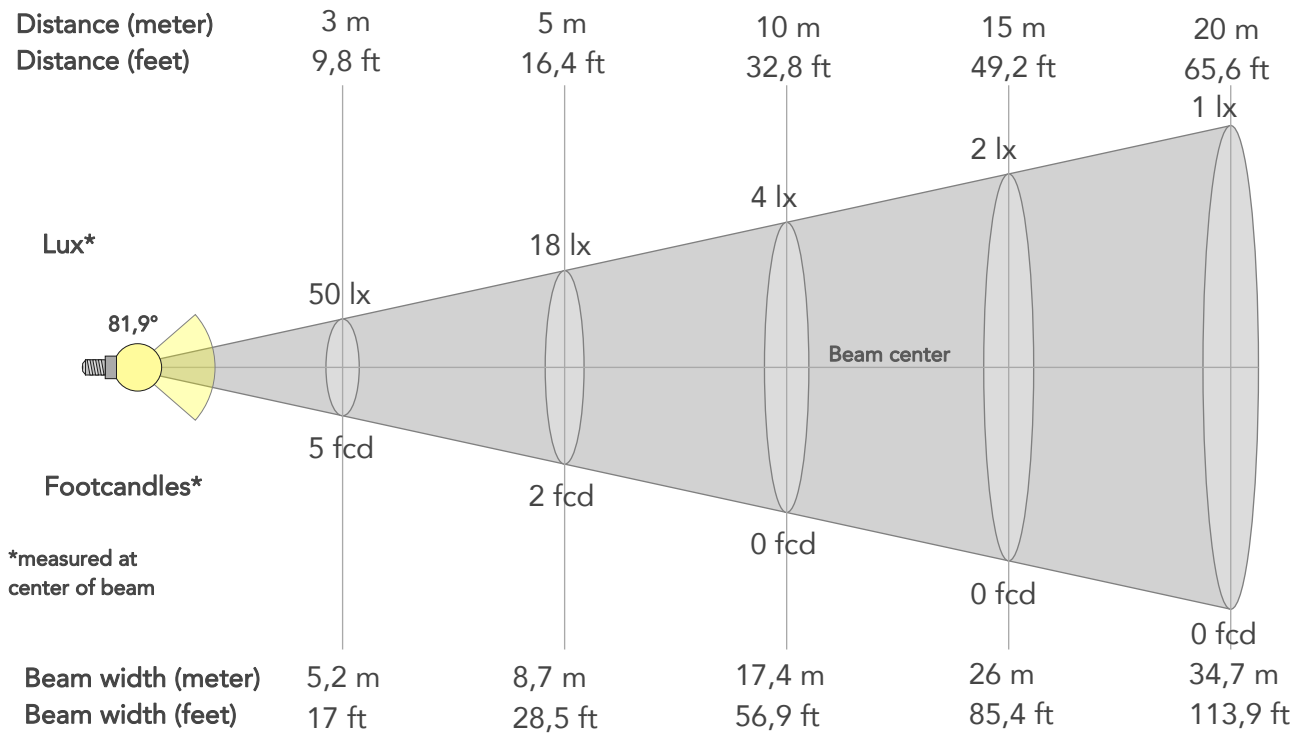

BEAM INTENSITIES AND WIDTHS

Distance	1m	2m	3m	4m	5m	7,5m	10m	15m	20m	25m	30m	40m	50m
Distance	3,3ft	6,6ft	9,8ft	13,1ft	16,4ft	24,6ft	32,8ft	49,2ft	65,6ft	82ft	98,4ft	131,2ft	164ft
Lux	448lx	112lx	50lx	28lx	18lx	8lx	4lx	2lx	1lx	1lx	0lx	0lx	0lx
Footcand.	42fcd	10fcd	5fcd	3fcd	2fcd	1fcd	0fcd	0fcd	0fcd	0fcd	0fcd	0fcd	0fcd
Beam wid.	1,7m	3,5m	5,2m	6,9m	8,7m	13m	17,4m	26m	34,7m	43,4m	52,1m	69,4m	86,8m
Beam wid.	5,7ft	11,5ft	17ft	22,7ft	28,5ft	42,7ft	56,9ft	85,4ft	113,9ft	142,4ft	170,8ft	227,8ft	284,7ft

LINEAR DISTRIBUTION DIAGRAM

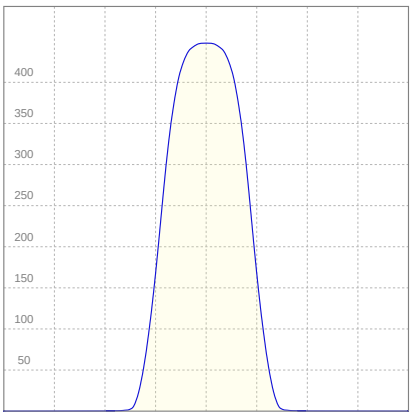

ELECTRICAL SPECIFICATIONS

Input voltage	Input current	Input power	Effeciency
226V	0,240A	25,7W	29lm/W

PROLIGHTS is a trademark of
MUSIC & LIGHTS S.r.l.
musiclights.it

Via A. Olivetti snc
04026 - Minturno (LT) ITALY
Tel: +39 0771 72190

prolights.it
info@prolights.it

ISO DIAGRAMS

PROLiGHTS

ISO CANDELA DIAGRAM

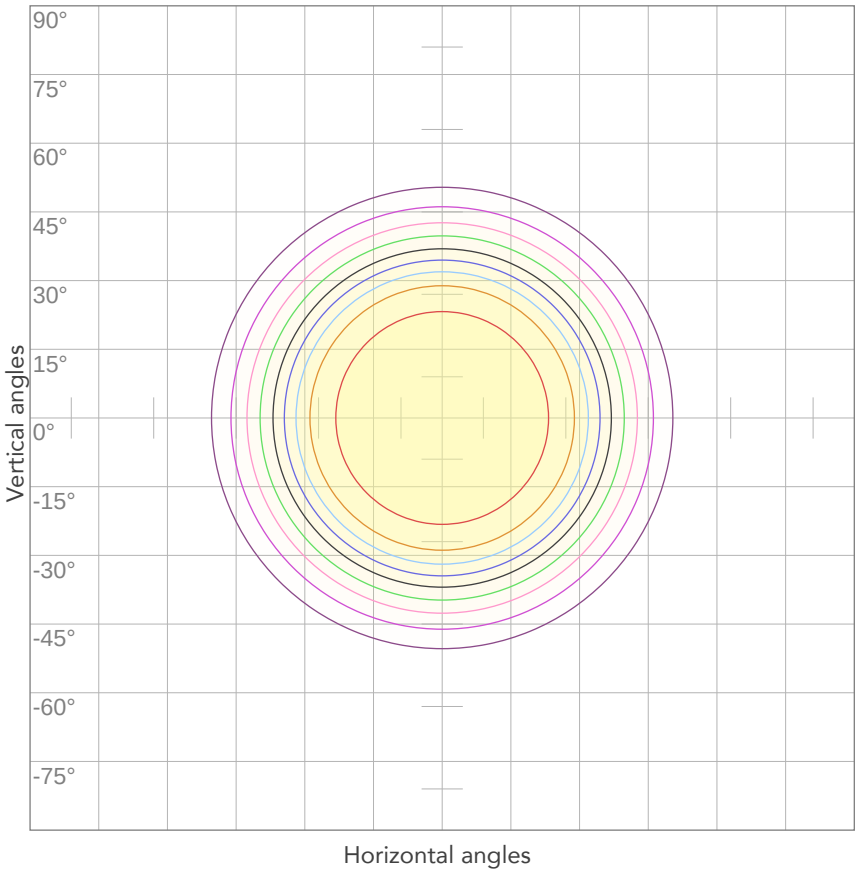

10%	45 cd
20%	90 cd
30%	134 cd
40%	179 cd
50%	224 cd
60%	269 cd
70%	{LUX_1M70} cd
80%	358 cd

Conditions:

Number of c-planes: 2

Candela at center: 448 cd

ISO LUX DIAGRAM

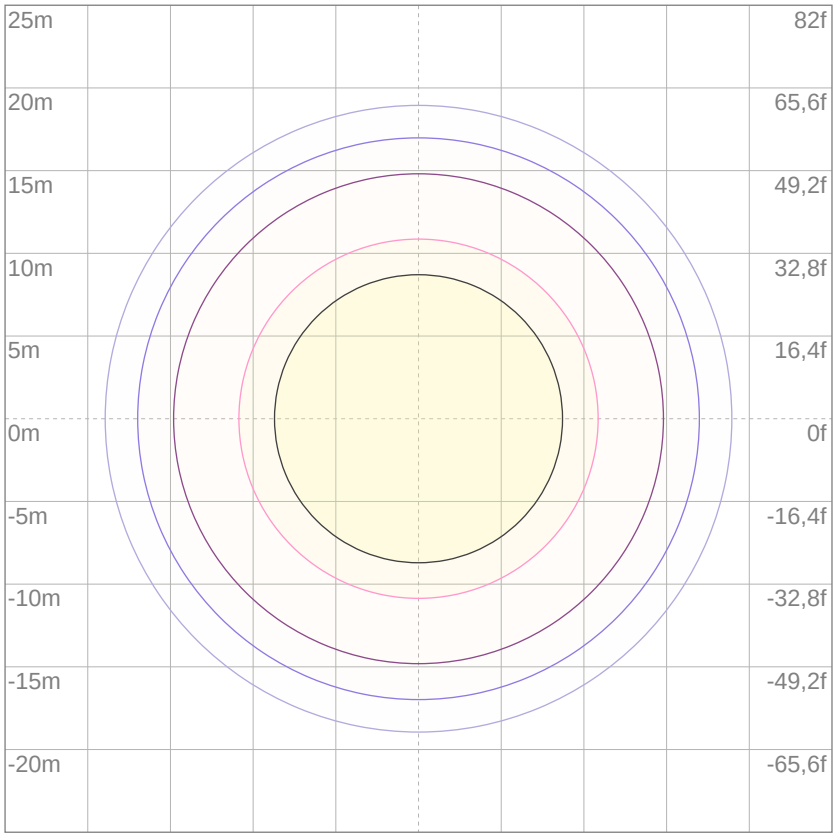

Mounting height: 10 meters (33 feet)

3%	0,134 lx
5%	0,224 lx
10%	0,448 lx
30%	1,34 lx
50%	2,24 lx

Conditions:

Number of c-planes: 2

Lux at center: 4,48 lx

Lux distribution on a surface when lamp is mounted at 10 meters from the surface.

Total lumen output:

151 lm

Total candela output:

684 cd

PRODUCT NAME:

MINIECLFRFC

MEASURAMENT CONDITIONS:

Beam angle:

Min Zoom

Target:

Full on

Operator:

Paolo Carvone

Date and time:

21/02/2020 15:05:39

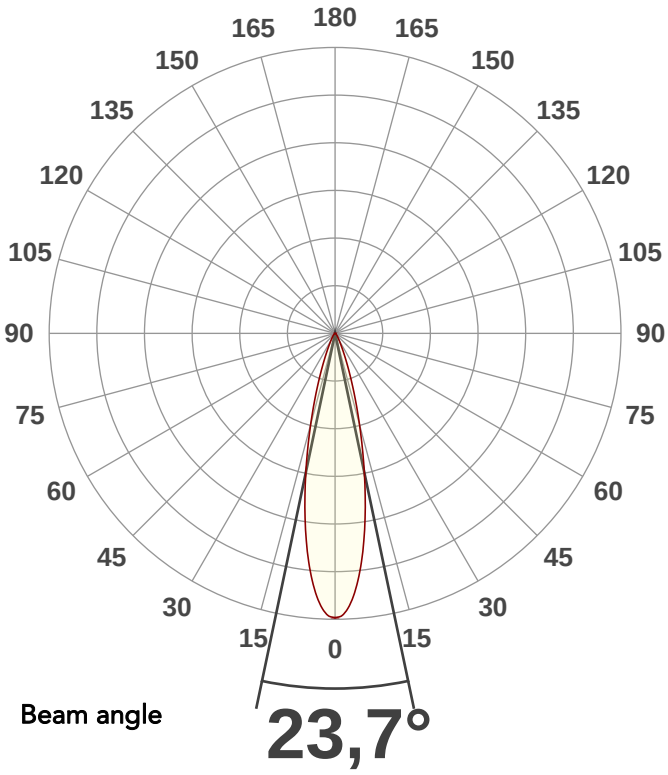

Spectra

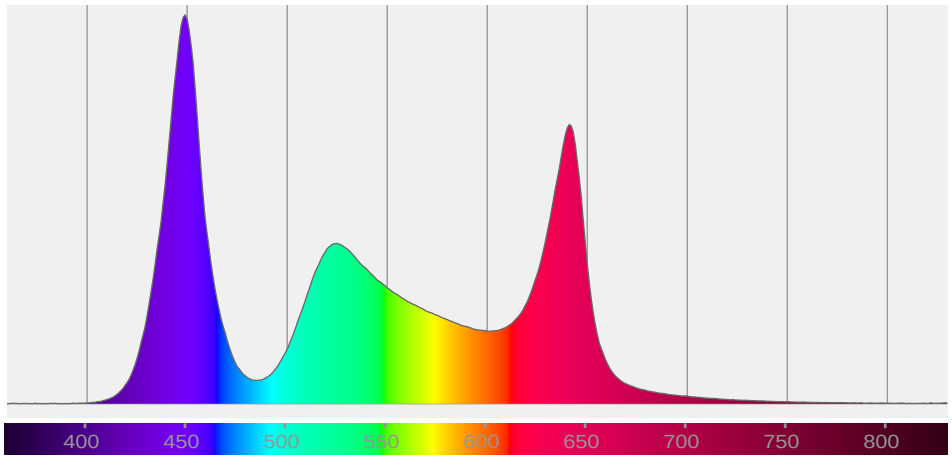

BEAM DETAILS

Beam angle 50%	Field angle 10%	Cutoff angle 2,5%	Intensity ratio in 120° cone	Intensity ratio in 90° cone
23,7°	44,4°	62,6°	99,2%	96,7%

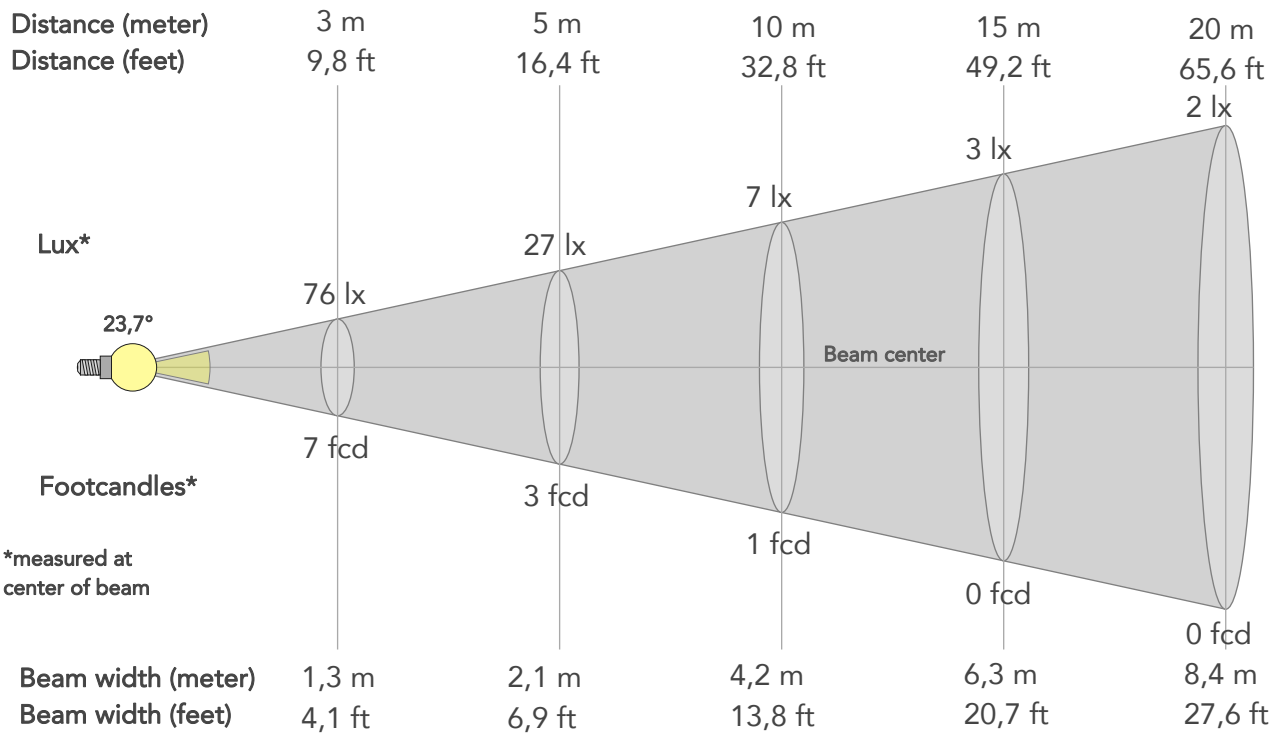

BEAM INTENSITIES AND WIDTHS

Distance	1m	2m	3m	4m	5m	7,5m	10m	15m	20m	25m	30m	40m	50m
Distance	3,3ft	6,6ft	9,8ft	13,1ft	16,4ft	24,6ft	32,8ft	49,2ft	65,6ft	82ft	98,4ft	131,2ft	164ft
Lux	684lx	171lx	76lx	43lx	27lx	12lx	7lx	3lx	2lx	1lx	1lx	0lx	0lx
Footcand.	64fcd	16fcd	7fcd	4fcd	3fcd	1fcd	1fcd	0fcd	0fcd	0fcd	0fcd	0fcd	0fcd
Beam wid.	0,4m	0,8m	1,3m	1,7m	2,1m	3,2m	4,2m	6,3m	8,4m	10,5m	12,6m	16,8m	21m
Beam wid.	1,4ft	2,8ft	4,1ft	5,5ft	6,9ft	10,3ft	13,8ft	20,7ft	27,6ft	34,5ft	41,4ft	55,2ft	69ft

LINEAR DISTRIBUTION DIAGRAM

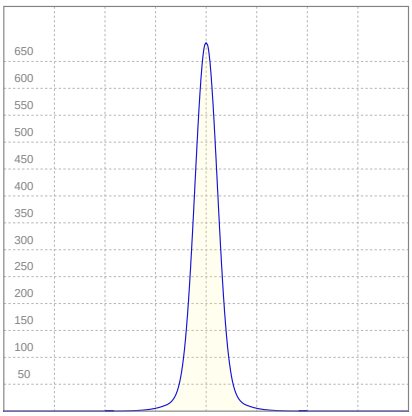

ELECTRICAL SPECIFICATIONS

Input voltage	Input current	Input power	Effeciency
226V	0,246A	25,7W	6lm/W

PROLIGHTS is a trademark of
MUSIC & LIGHTS S.r.l.
musiclights.it

Via A. Olivetti snc
04026 - Minturno (LT) ITALY
Tel: +39 0771 72190

prolights.it
info@prolights.it

ISO DIAGRAMS

PROLiGHTS

ISO CANDELA DIAGRAM

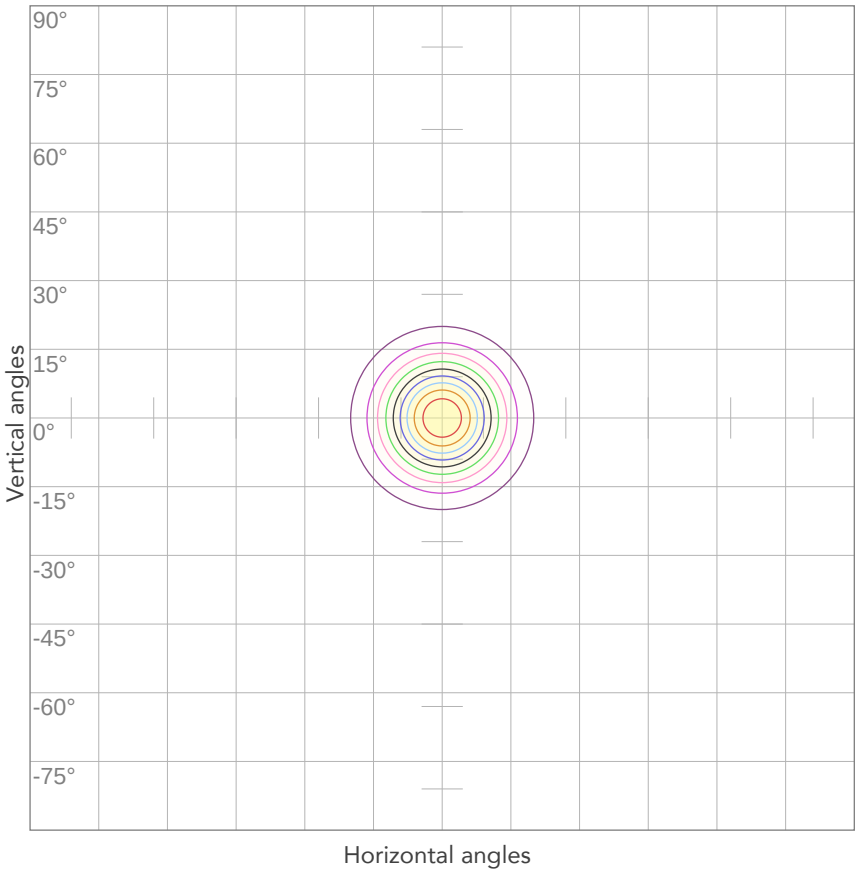

10%	68 cd
20%	137 cd
30%	205 cd
40%	274 cd
50%	342 cd
60%	410 cd
70%	{LUX_1M70} cd
80%	547 cd

Conditions:

Number of c-planes: 2

Candela at center: 684 cd

ISO LUX DIAGRAM

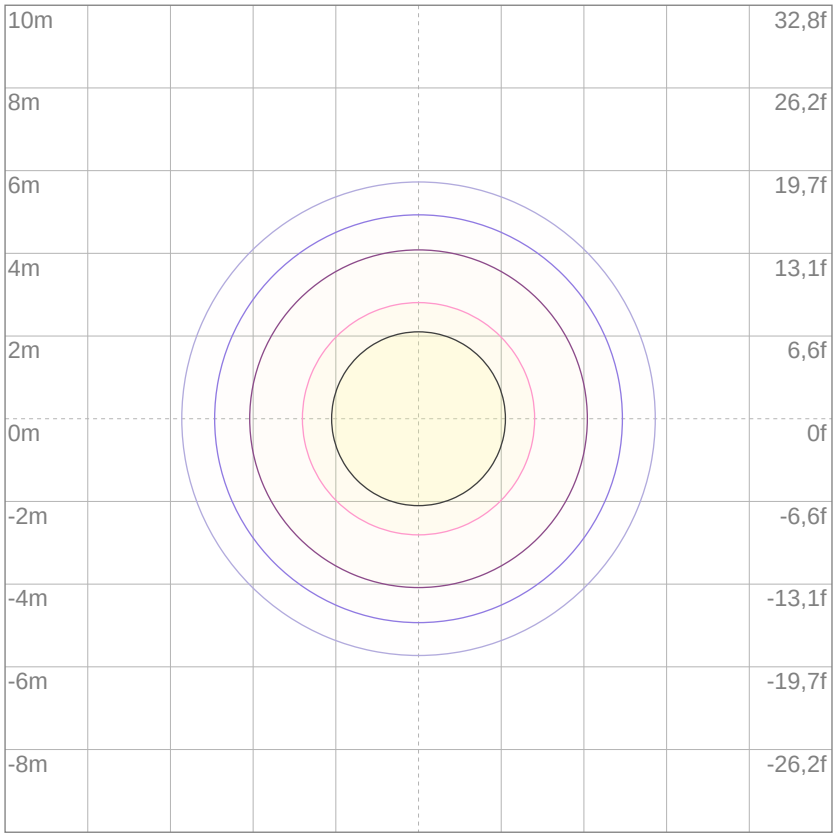

Mounting height: 10 meters (33 feet)

3%	0,205 lx
5%	0,342 lx
10%	0,684 lx
30%	2,05 lx
50%	3,42 lx

Conditions:

Number of c-planes: 2

Lux at center: 6,84 lx

Lux distribution on a surface when lamp is mounted at 10 meters from the surface.

Total lumen output:

149 lm

Total candela output:

105 cd

PRODUCT NAME:

MINIECLFRFC

MEASURAMENT CONDITIONS:

Beam angle:

Max Zoom

Target:

Red

Operator:

Paolo Carvone

Date and time:

21/02/2020 16:17:30

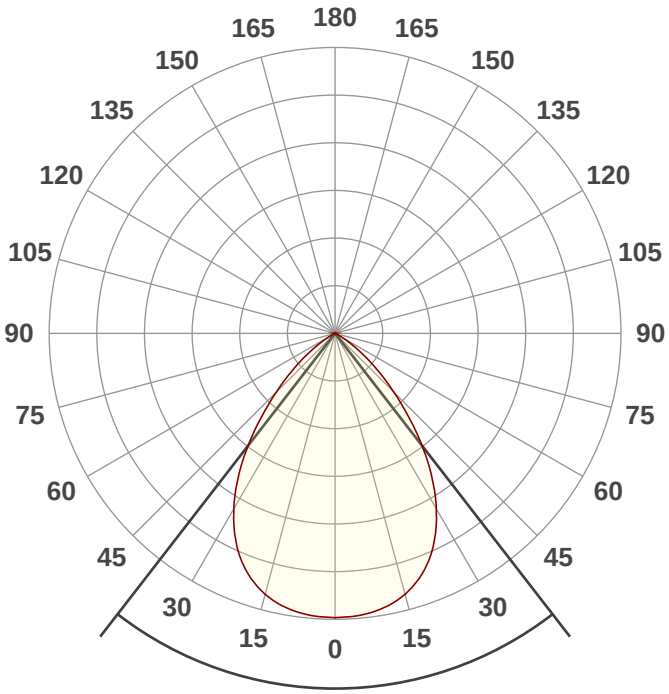

Beam angle **75,5°**

Spectra

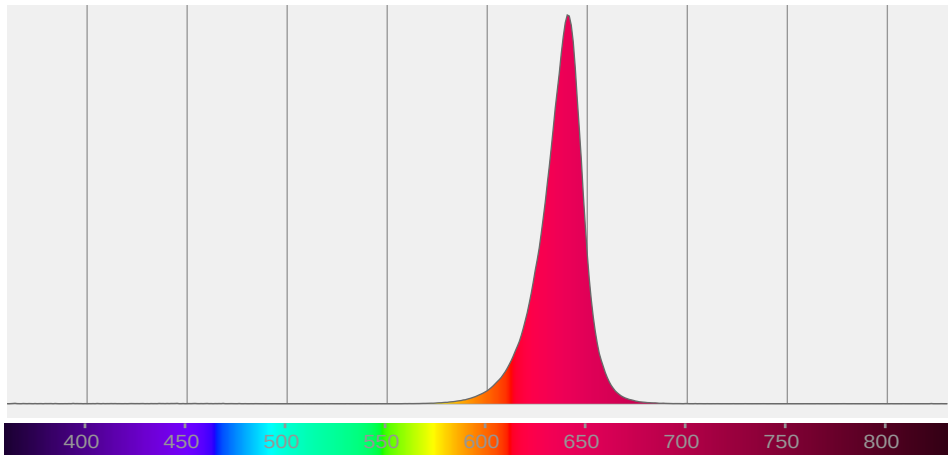

PROLIGHTS is a trademark of
MUSIC & LIGHTS S.r.l.
musiclights.it

Via A. Olivetti snc
04026 - Minturno (LT) ITALY
Tel: +39 0771 72190

prolights.it
info@prolights.it

BEAM DETAILS

Beam angle 50%	Field angle 10%	Cutoff angle 2,5%	Intensity ratio in 120° cone	Intensity ratio in 90° cone
75,5°	108,8°	122,2°	99,1%	86,6%

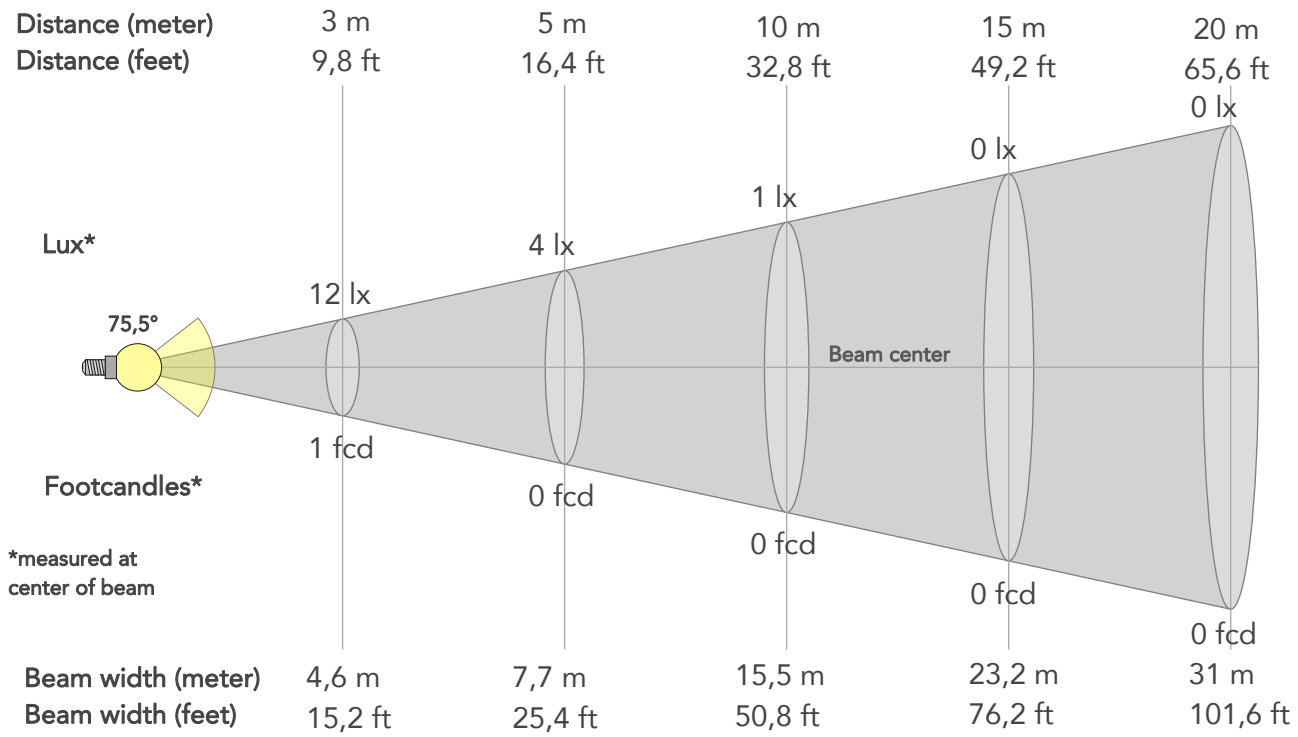

BEAM INTENSITIES AND WIDTHS

Distance	1m	2m	3m	4m	5m	7,5m	10m	15m	20m	25m	30m	40m	50m
Distance	3,3ft	6,6ft	9,8ft	13,1ft	16,4ft	24,6ft	32,8ft	49,2ft	65,6ft	82ft	98,4ft	131,2ft	164ft
Lux	105lx	26lx	12lx	7lx	4lx	2lx	1lx	0lx	0lx	0lx	0lx	0lx	0lx
Footcand.	10fcd	2fcd	1fcd	1fcd	0fcd	0fcd	0fcd	0fcd	0fcd	0fcd	0fcd	0fcd	0fcd
Beam wid.	1,5m	3,1m	4,6m	6,2m	7,7m	11,6m	15,5m	23,2m	31m	38,7m	46,5m	62m	77,4m
Beam wid.	5,1ft	10,2ft	15,2ft	20,3ft	25,4ft	38,1ft	50,8ft	76,2ft	101,6ft	127ft	152,4ft	203,2ft	254ft

LINEAR DISTRIBUTION DIAGRAM

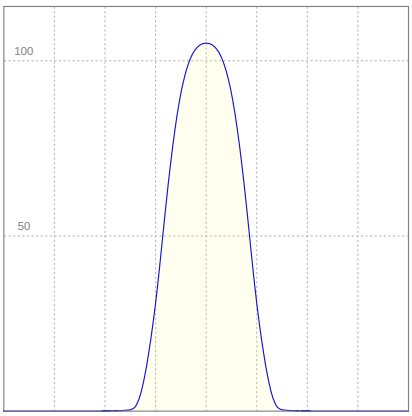

ELECTRICAL SPECIFICATIONS

Input voltage	Input current	Input power	Effeciency
226V	0,101A	10,0W	15lm/W

PROLIGHTS is a trademark of
MUSIC & LIGHTS S.r.l.
musiclights.it

Via A. Olivetti snc
04026 - Minturno (LT) ITALY
Tel: +39 0771 72190

prolights.it
info@prolights.it

ISO DIAGRAMS

ISO CANDELA DIAGRAM

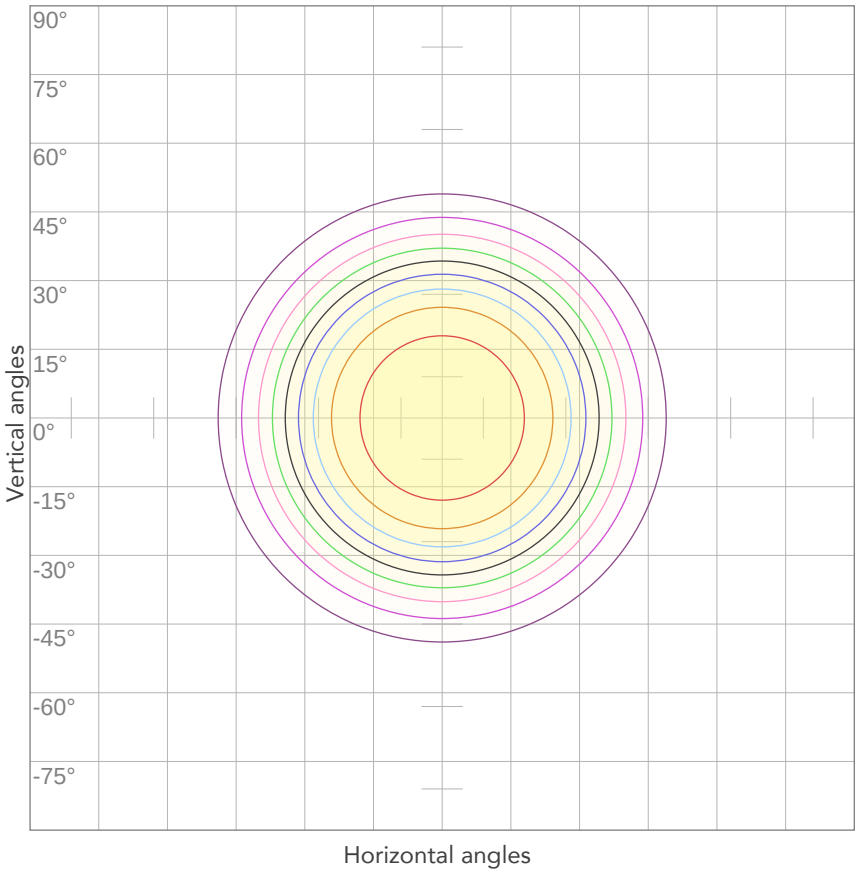

10%	10 cd
20%	21 cd
30%	31 cd
40%	42 cd
50%	52 cd
60%	63 cd
70%	{LUX_1M70} cd
80%	84 cd

Conditions:

Number of c-planes: 2

Candela at center: 105 cd

ISO LUX DIAGRAM

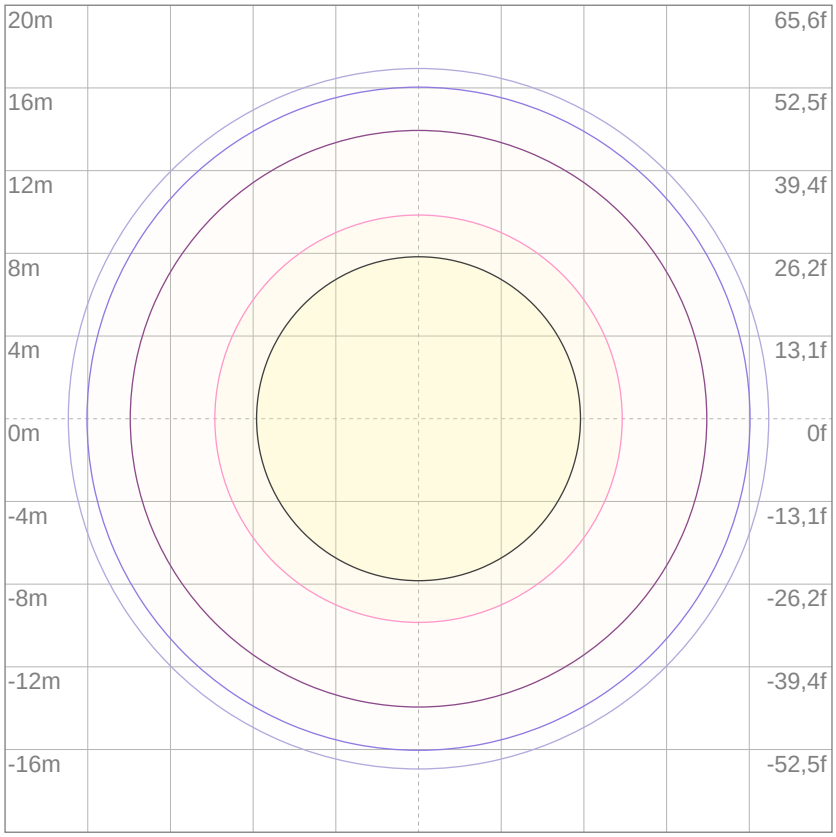

Mounting height: 10 meters (33 feet)

3%	31,5m lx
5%	52,5m lx
10%	0,105 lx
30%	0,315 lx
50%	0,525 lx

Conditions:

Number of c-planes: 2

Lux at center: 1,05 lx

Lux distribution on a surface when lamp is mounted at 10 meters from the surface.

Total lumen output:

31,7 lm

Total candela output:

162 cd

PRODUCT NAME:

MINIECLFRFC

MEASURAMENT CONDITIONS:

Beam angle:

Min Zoom

Target:

Red

Operator:

Paolo Carvone

Date and time:

21/02/2020 15:08:08

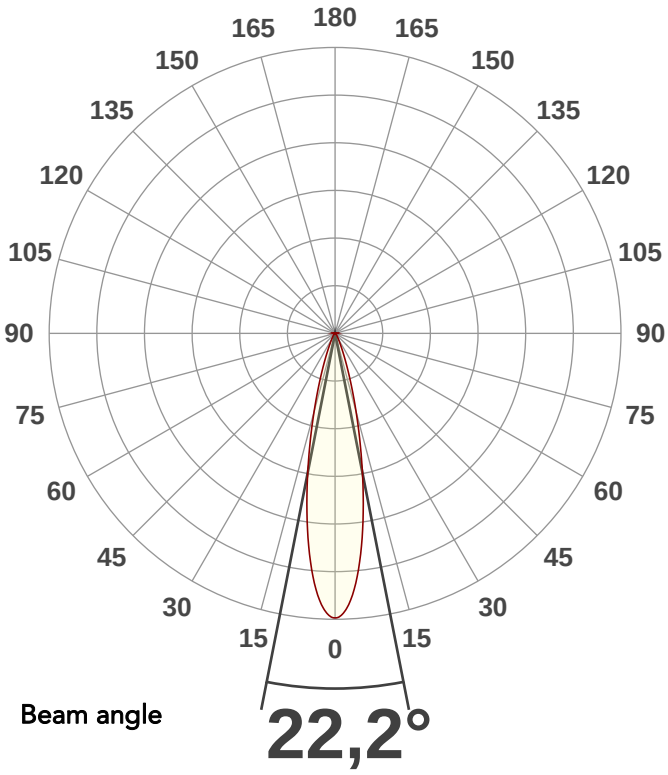

Spectra

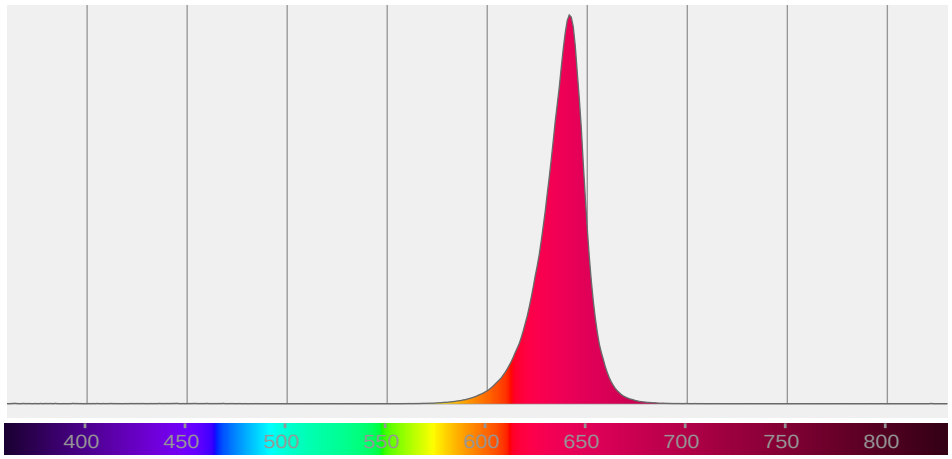

BEAM DETAILS

Beam angle 50%	Field angle 10%	Cutoff angle 2,5%	Intensity ratio in 120° cone	Intensity ratio in 90° cone
22,2°	41,8°	58,9°	99,0%	96,7%

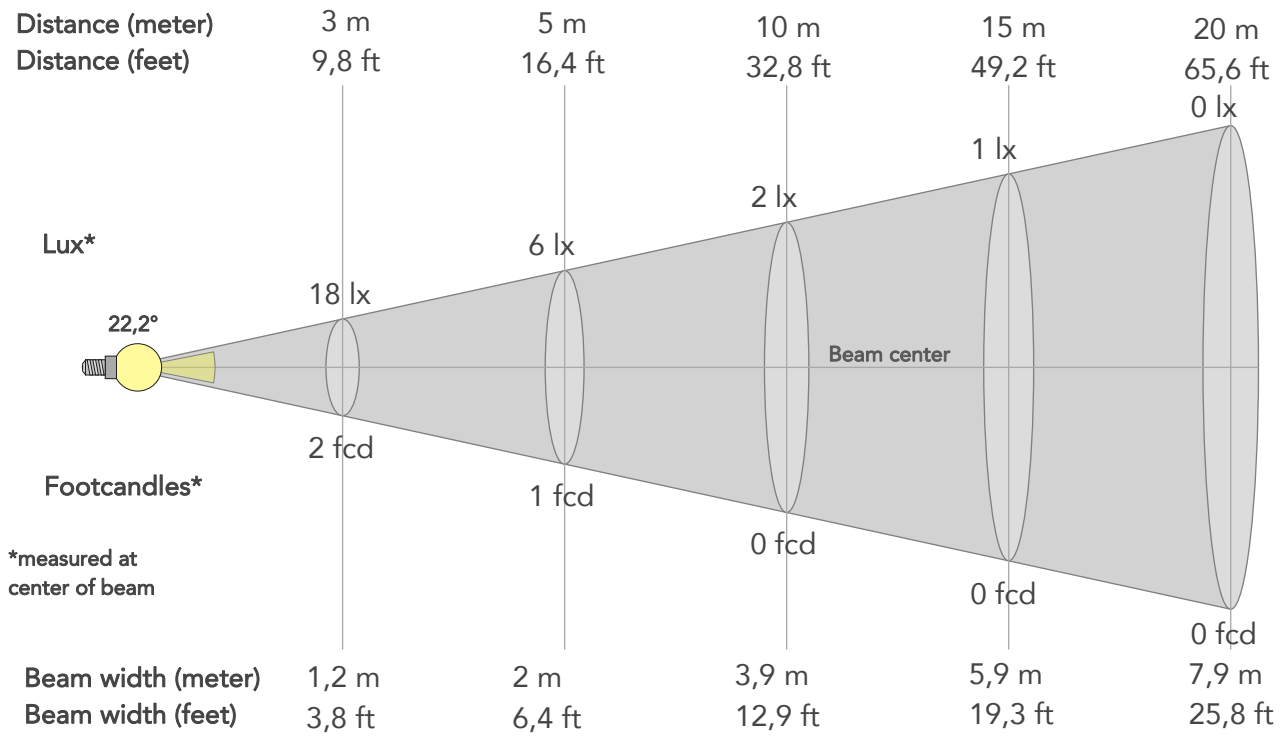

BEAM INTENSITIES AND WIDTHS

Distance	1m	2m	3m	4m	5m	7,5m	10m	15m	20m	25m	30m	40m	50m
Distance	3,3ft	6,6ft	9,8ft	13,1ft	16,4ft	24,6ft	32,8ft	49,2ft	65,6ft	82ft	98,4ft	131,2ft	164ft
Lux	162lx	40lx	18lx	10lx	6lx	3lx	2lx	1lx	0lx	0lx	0lx	0lx	0lx
Footcand.	15fcd	4fcd	2fcd	1fcd	1fcd	0fcd	0fcd	0fcd	0fcd	0fcd	0fcd	0fcd	0fcd
Beam wid.	0,4m	0,8m	1,2m	1,6m	2m	2,9m	3,9m	5,9m	7,9m	9,8m	11,8m	15,7m	19,6m
Beam wid.	1,3ft	2,6ft	3,8ft	5,1ft	6,4ft	9,7ft	12,9ft	19,3ft	25,8ft	32,2ft	38,6ft	51,5ft	64,4ft

LINEAR DISTRIBUTION DIAGRAM

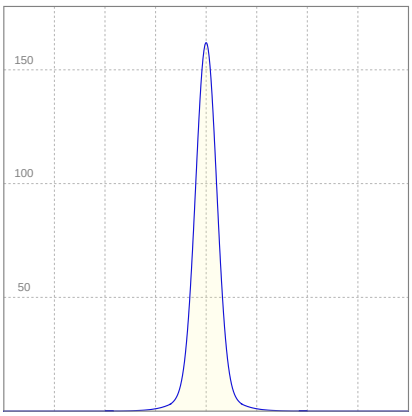

ELECTRICAL SPECIFICATIONS

Input voltage	Input current	Input power	Effeciency
226V	0,099A	9,9W	3lm/W

PROLIGHTS is a trademark of
MUSIC & LIGHTS S.r.l.
musiclights.it

Via A. Olivetti snc
04026 - Minturno (LT) ITALY
Tel: +39 0771 72190

prolights.it
info@prolights.it

ISO DIAGRAMS

PROLiGHTS

ISO CANDELA DIAGRAM

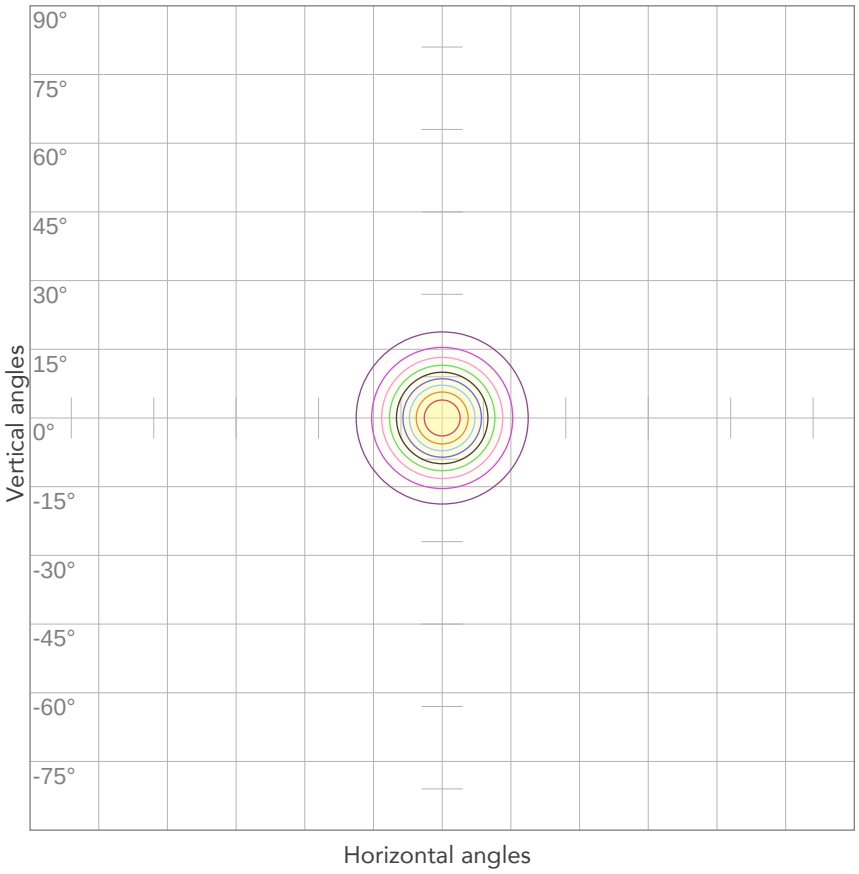

10%	16 cd
20%	32 cd
30%	49 cd
40%	65 cd
50%	81 cd
60%	97 cd
70%	{LUX_1M70} cd
80%	129 cd

Conditions:

Number of c-planes: 2

Candela at center: 162 cd

ISO LUX DIAGRAM

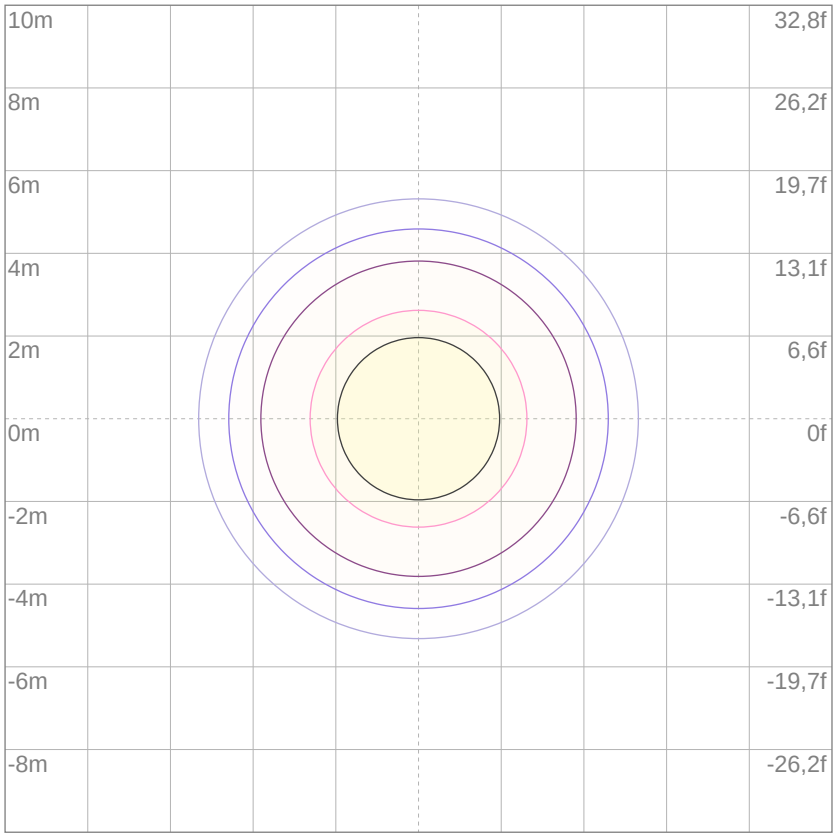

Mounting height: 10 meters (33 feet)

3%	48,5m lx
5%	80,8m lx
10%	0,162 lx
30%	0,485 lx
50%	0,808 lx

Conditions:

Number of c-planes: 2

Lux at center: 1,62 lx

Lux distribution on a surface when lamp is mounted at 10 meters from the surface.

Total lumen output:

239 lm

Total candela output:

137 cd

PRODUCT NAME:

MINIECLFRFC

MEASURAMENT CONDITIONS:

Beam angle:

Max Zoom

Target:

Green

Operator:

Paolo Carvone

Date and time:

21/02/2020 16:15:22

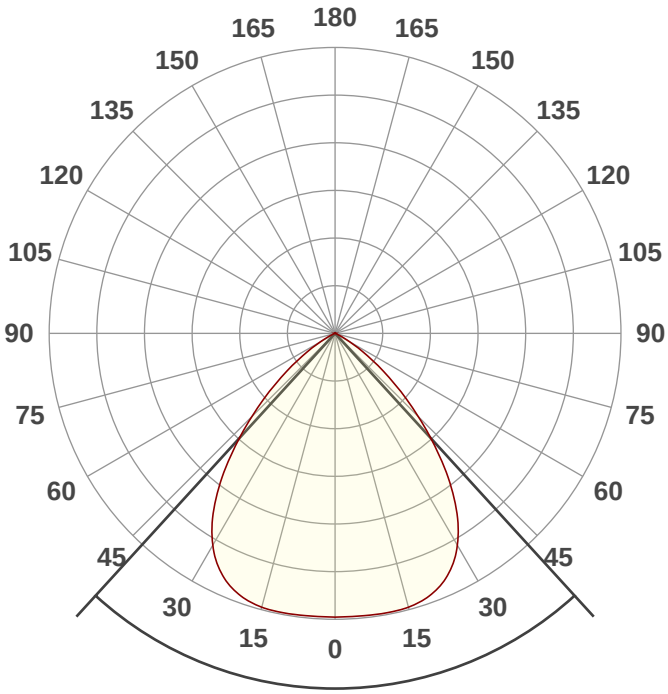

Beam angle **84,8°**

Spectra

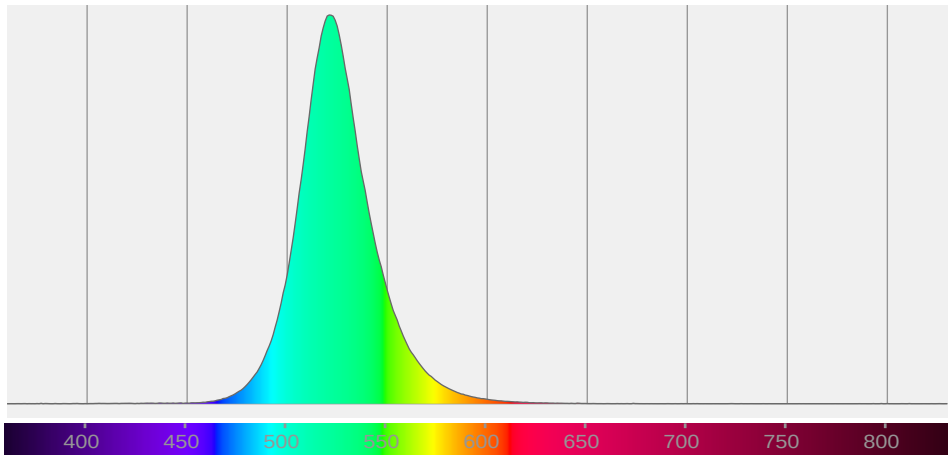

BEAM DETAILS

Beam angle 50%	Field angle 10%	Cutoff angle 2,5%	Intensity ratio in 120° cone	Intensity ratio in 90° cone
84,8°	115,2°	128°	98,5%	83,1%

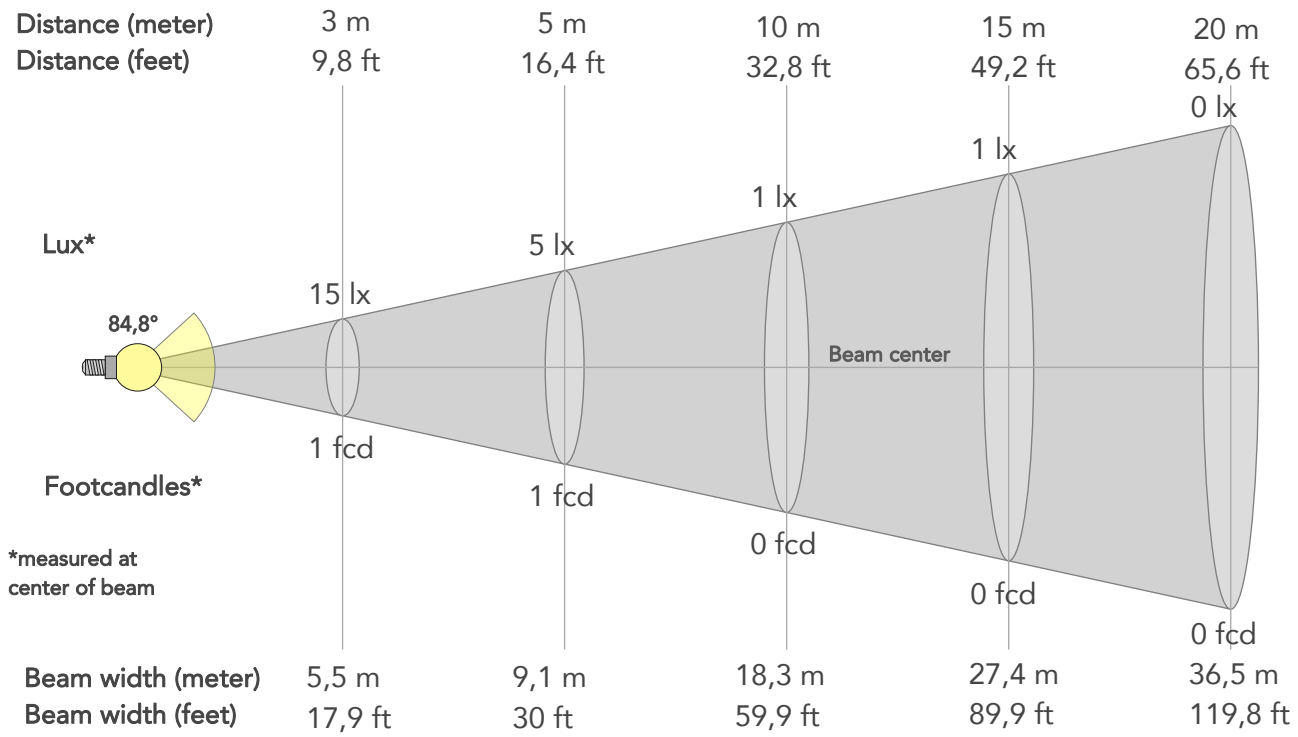

BEAM INTENSITIES AND WIDTHS

Distance	1m	2m	3m	4m	5m	7,5m	10m	15m	20m	25m	30m	40m	50m
Distance	3,3ft	6,6ft	9,8ft	13,1ft	16,4ft	24,6ft	32,8ft	49,2ft	65,6ft	82ft	98,4ft	131,2ft	164ft
Lux	137lx	34lx	15lx	9lx	5lx	2lx	1lx	1lx	0lx	0lx	0lx	0lx	0lx
Footcand.	13fcd	3fcd	1fcd	1fcd	1fcd	0fcd	0fcd	0fcd	0fcd	0fcd	0fcd	0fcd	0fcd
Beam wid.	1,8m	3,7m	5,5m	7,3m	9,1m	13,7m	18,3m	27,4m	36,5m	45,7m	54,8m	73,1m	91,3m
Beam wid.	6ft	12,1ft	17,9ft	23,9ft	30ft	44,9ft	59,9ft	89,9ft	119,8ft	149,8ft	179,7ft	239,6ft	299,5ft

LINEAR DISTRIBUTION DIAGRAM

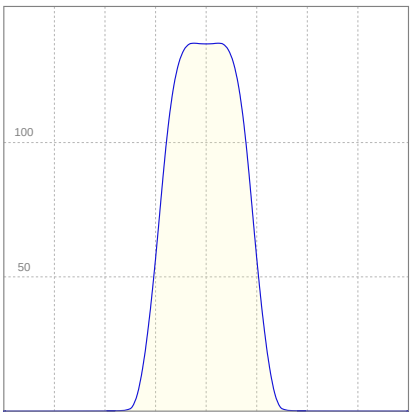

ELECTRICAL SPECIFICATIONS

Input voltage	Input current	Input power	Effeciency
226V	0,105A	10,9W	22lm/W

PROLIGHTS is a trademark of
MUSIC & LIGHTS S.r.l.
musiclights.it

Via A. Olivetti snc
04026 - Minturno (LT) ITALY
Tel: +39 0771 72190

prolights.it
info@prolights.it

ISO DIAGRAMS

ISO CANDELA DIAGRAM

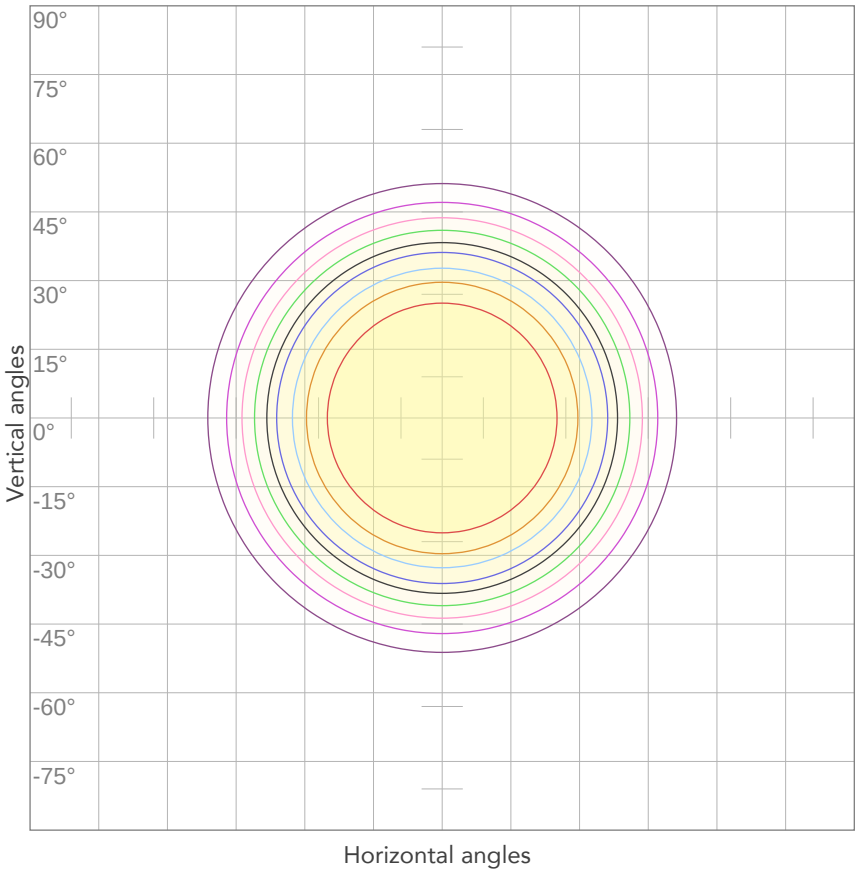

10%	14 cd
20%	27 cd
30%	41 cd
40%	55 cd
50%	68 cd
60%	82 cd
70%	{LUX_1M70} cd
80%	109 cd

Conditions:

Number of c-planes: 2

Candela at center: 137 cd

ISO LUX DIAGRAM

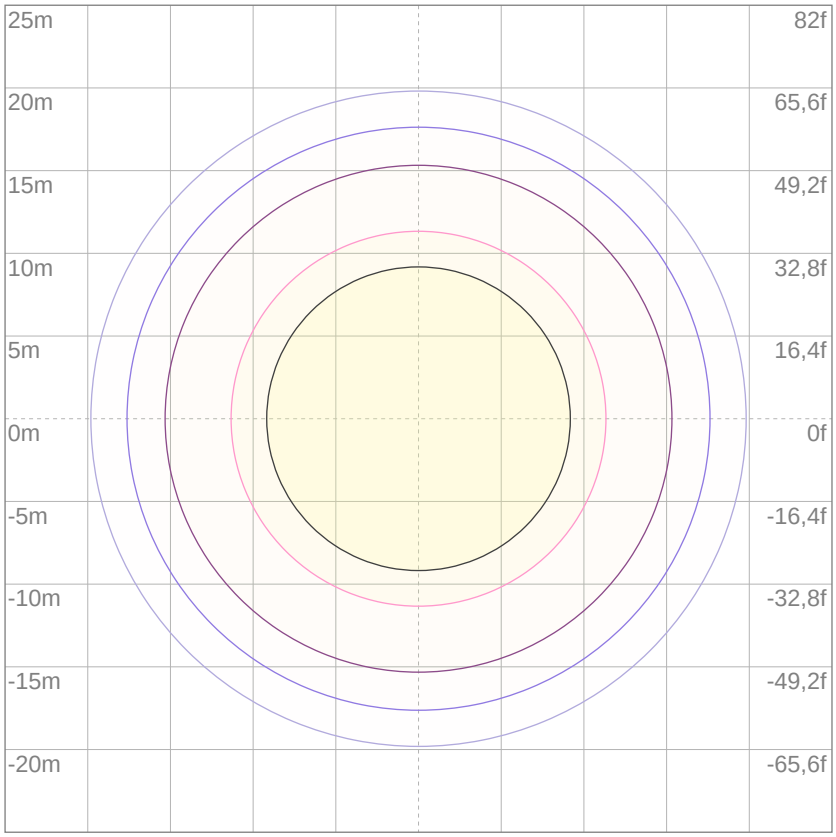

Mounting height: 10 meters (33 feet)

3%	41,0m lx
5%	68,4m lx
10%	0,137 lx
30%	0,410 lx
50%	0,684 lx

Conditions:

Number of c-planes: 2

Lux at center: 1,37 lx

Lux distribution on a surface when lamp is mounted at 10 meters from the surface.

Total lumen output:

46,9 lm

Total candela output:

208 cd

PRODUCT NAME:

MINIECLFRFC

MEASURAMENT CONDITIONS:

Beam angle:

Min Zoom

Target:

Green

Operator:

Paolo Carvone

Date and time:

21/02/2020 15:11:23

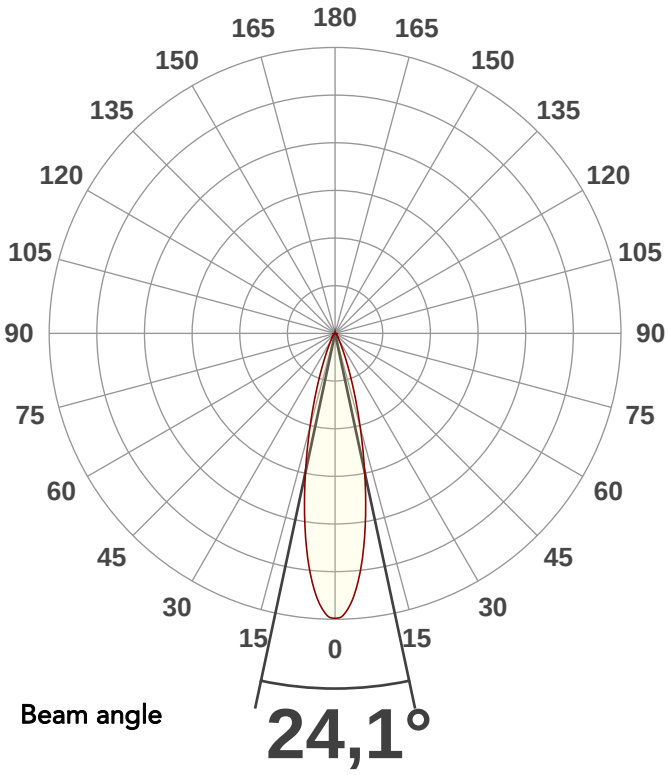

Spectra

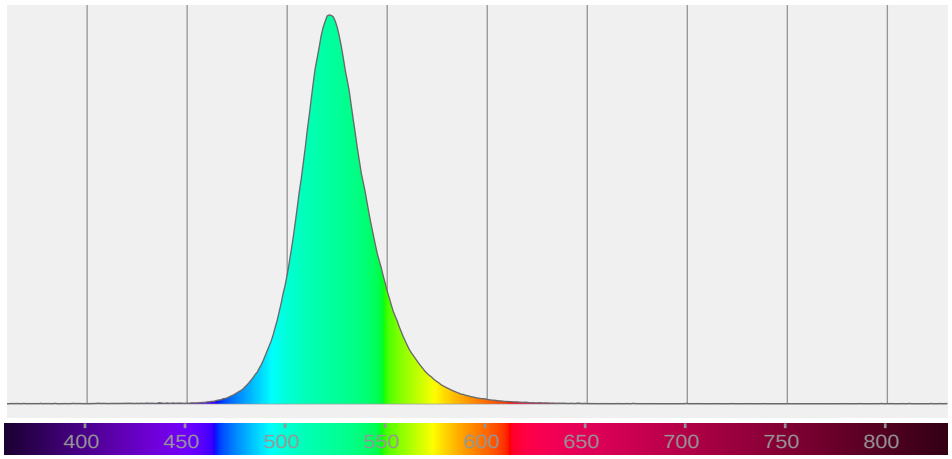

BEAM DETAILS

Beam angle 50%	Field angle 10%	Cutoff angle 2,5%	Intensity ratio in 120° cone	Intensity ratio in 90° cone
24,1°	44,9°	63,3°	99,1%	96,6%

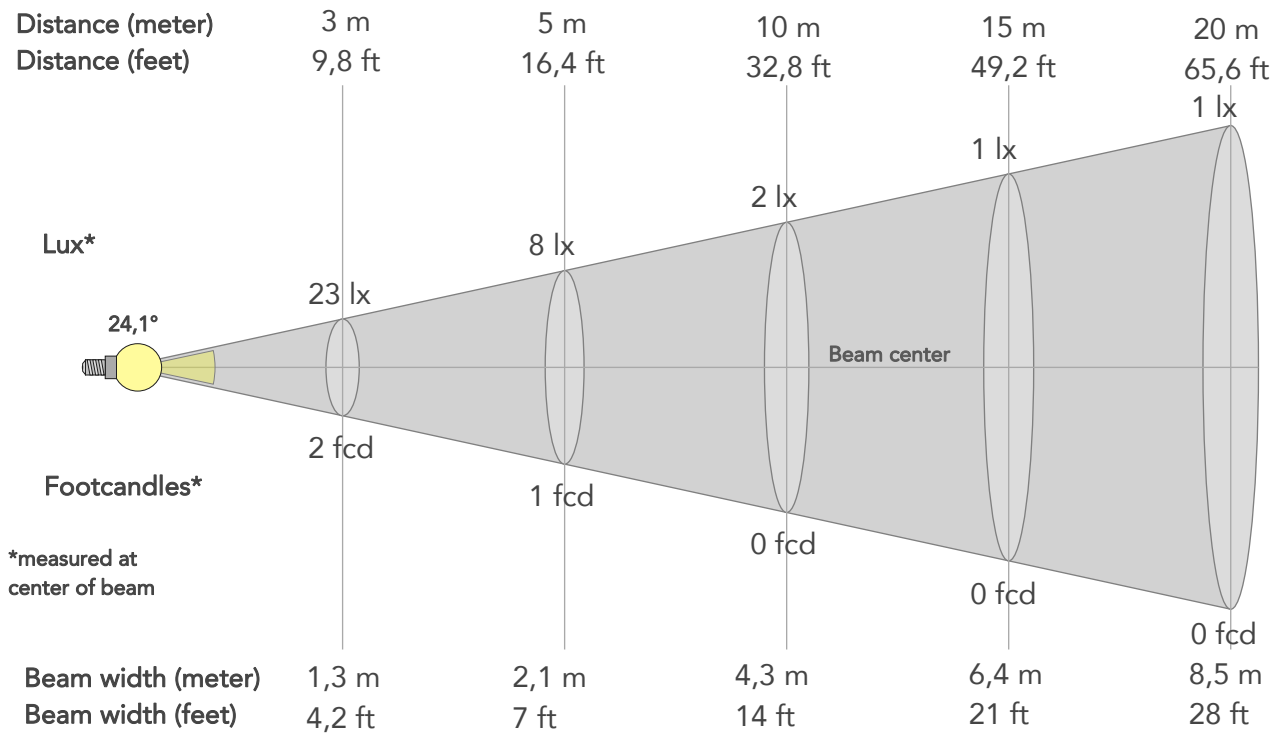

BEAM INTENSITIES AND WIDTHS

Distance	1m	2m	3m	4m	5m	7,5m	10m	15m	20m	25m	30m	40m	50m
Distance	3,3ft	6,6ft	9,8ft	13,1ft	16,4ft	24,6ft	32,8ft	49,2ft	65,6ft	82ft	98,4ft	131,2ft	164ft
Lux	208lx	52lx	23lx	13lx	8lx	4lx	2lx	1lx	1lx	0lx	0lx	0lx	0lx
Footcand.	19fcd	5fcd	2fcd	1fcd	1fcd	0fcd	0fcd	0fcd	0fcd	0fcd	0fcd	0fcd	0fcd
Beam wid.	0,4m	0,9m	1,3m	1,7m	2,1m	3,2m	4,3m	6,4m	8,5m	10,7m	12,8m	17,1m	21,3m
Beam wid.	1,4ft	2,8ft	4,2ft	5,6ft	7ft	10,5ft	14ft	21ft	28ft	35ft	42ft	56ft	70ft

LINEAR DISTRIBUTION DIAGRAM

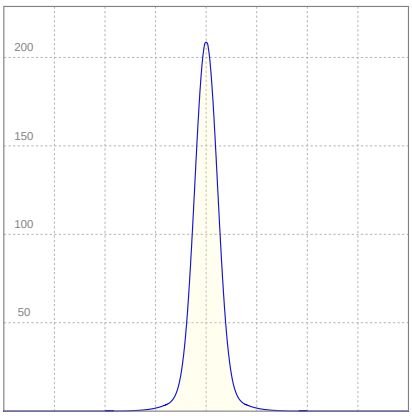

ELECTRICAL SPECIFICATIONS

Input voltage	Input current	Input power	Effeciency
225V	0,105A	10,9W	4lm/W

ISO DIAGRAMS

ISO CANDELA DIAGRAM

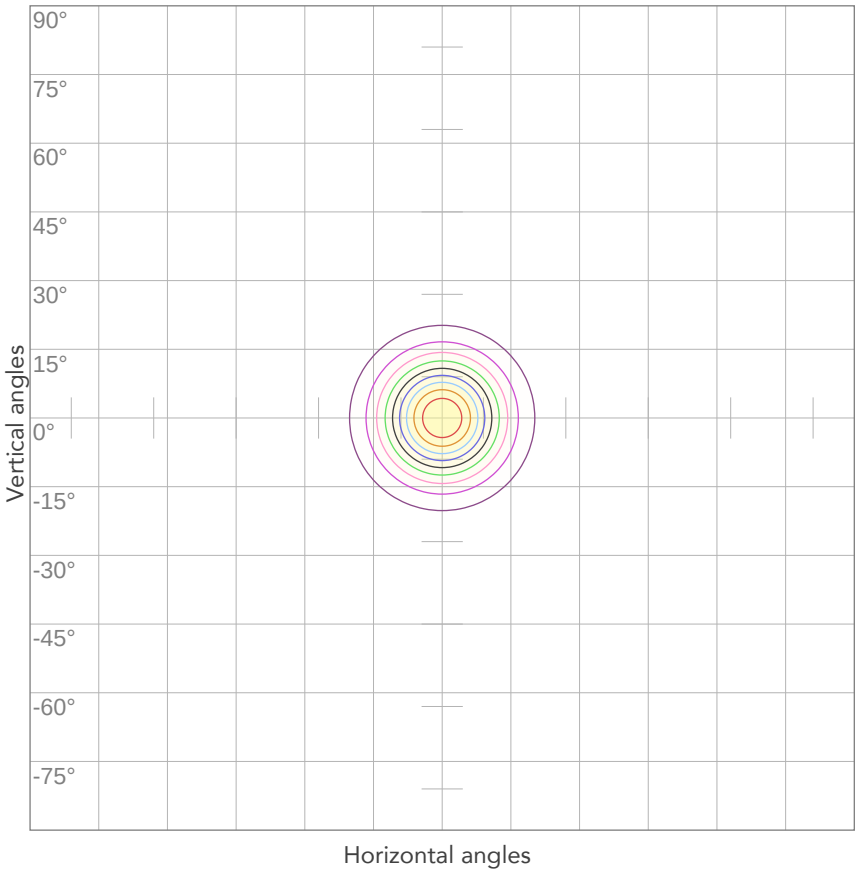

10%	21 cd
20%	42 cd
30%	62 cd
40%	83 cd
50%	104 cd
60%	125 cd
70%	{LUX_1M70} cd
80%	166 cd

Conditions:

Number of c-planes: 2

Candela at center: 208 cd

ISO LUX DIAGRAM

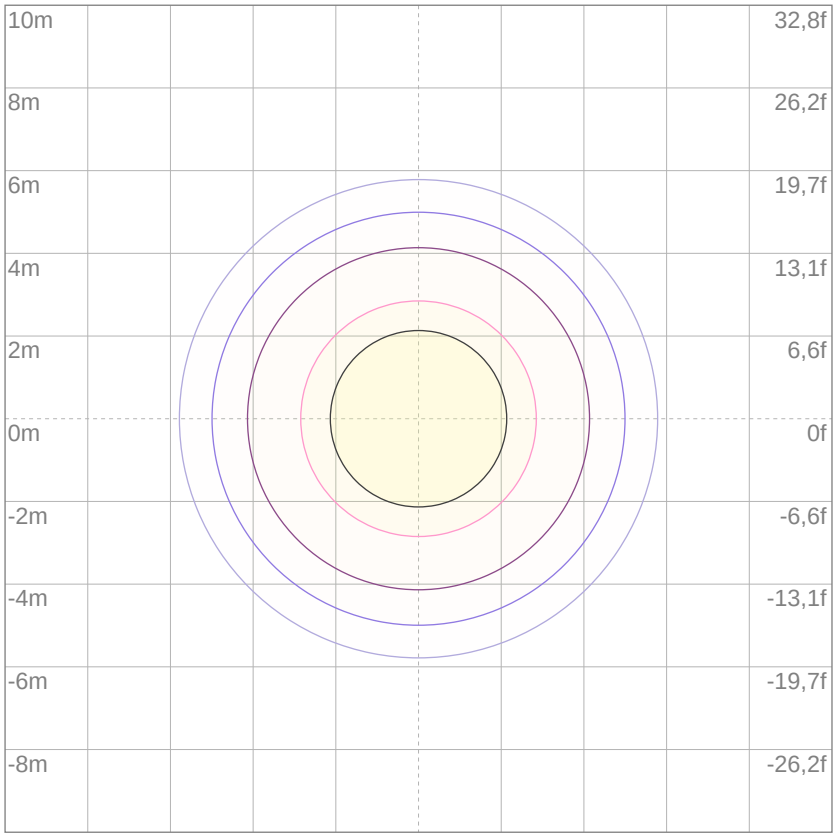

Mounting height: 10 meters (33 feet)

3%	62,4m lx
5%	0,104 lx
10%	0,208 lx
30%	0,624 lx
50%	1,04 lx

Conditions:

Number of c-planes: 2

Lux at center: 2,08 lx

Lux distribution on a surface when lamp is mounted at 10 meters from the surface.

Total lumen output:

51,3 lm

Total candela output:

34,9 cd

PRODUCT NAME:

MINIECLFRFC

MEASURAMENT CONDITIONS:

Beam angle:
Max Zoom

Target:
Blue

Operator:
Paolo Carvone

Date and time:
21/02/2020 16:12:45

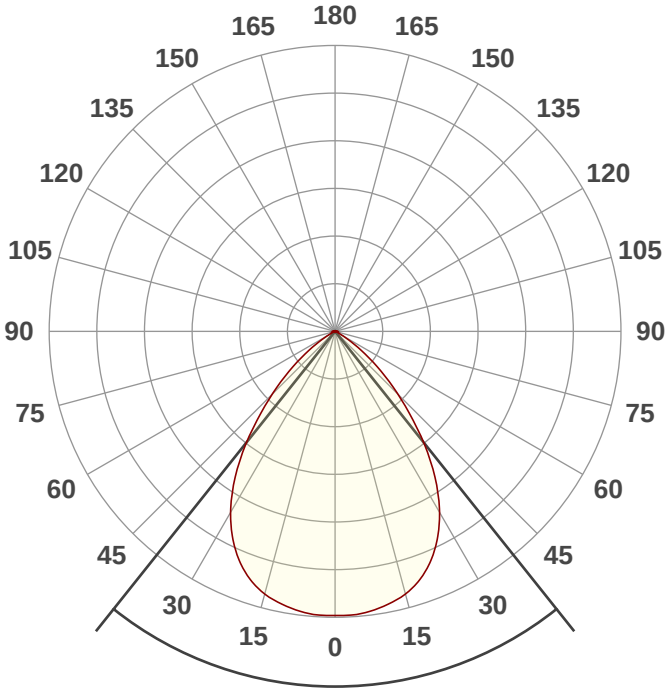

Beam angle **77,1°**

Spectra

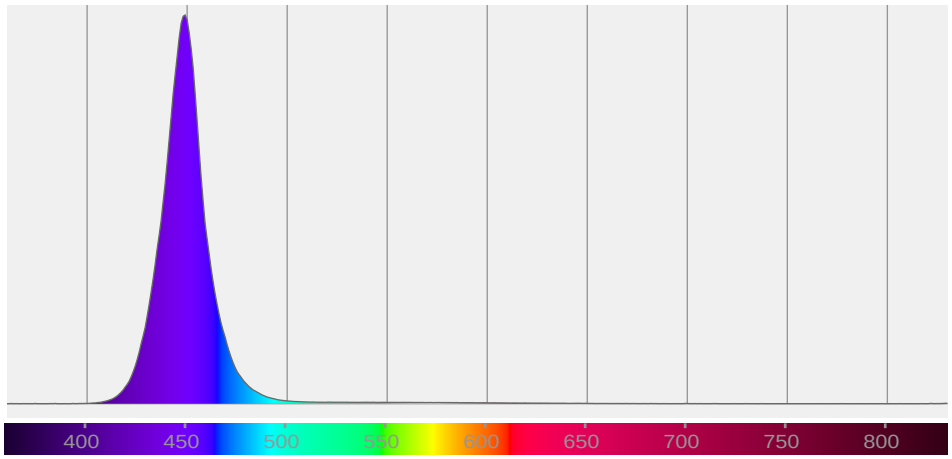

BEAM DETAILS

Beam angle 50%	Field angle 10%	Cutoff angle 2,5%	Intensity ratio in 120° cone	Intensity ratio in 90° cone
77,1°	109,9°	122,5°	99,0%	85,8%

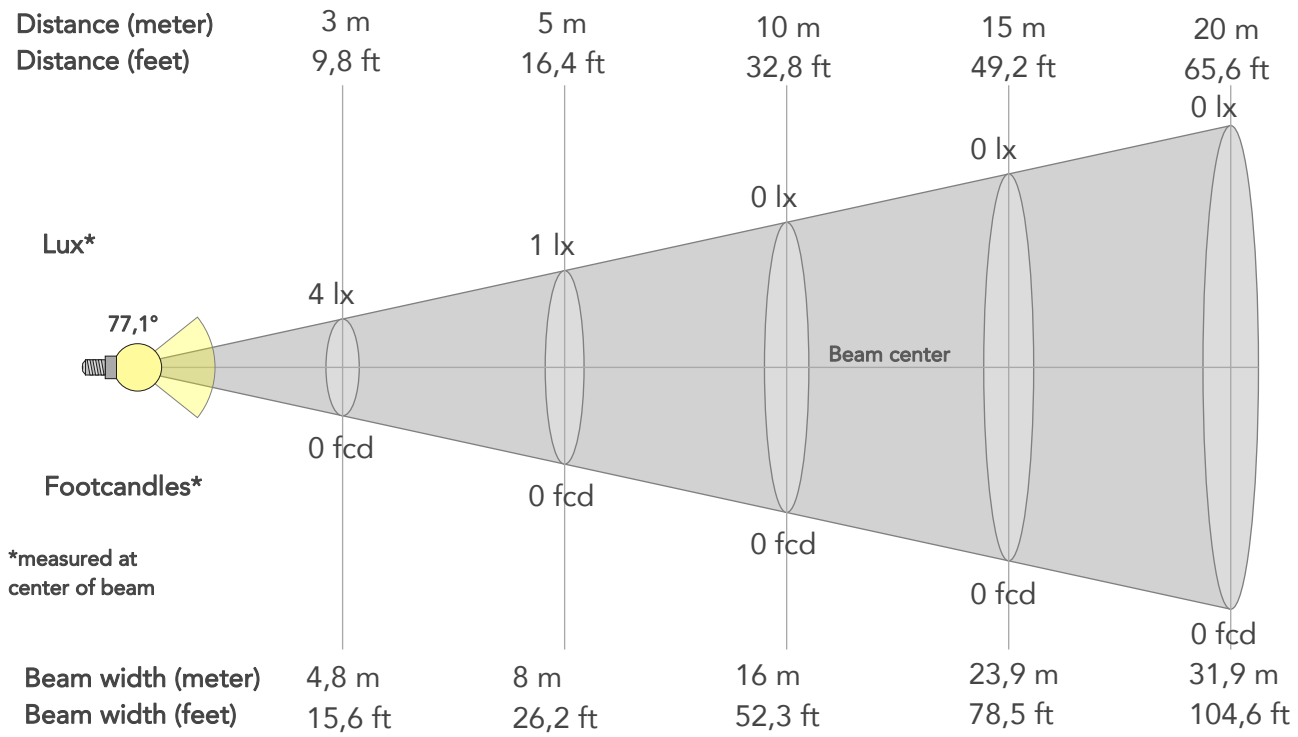

BEAM INTENSITIES AND WIDTHS

Distance	1m	2m	3m	4m	5m	7,5m	10m	15m	20m	25m	30m	40m	50m
Distance	3,3ft	6,6ft	9,8ft	13,1ft	16,4ft	24,6ft	32,8ft	49,2ft	65,6ft	82ft	98,4ft	131,2ft	164ft
Lux	35lx	9lx	4lx	2lx	1lx	1lx	0lx	0lx	0lx	0lx	0lx	0lx	0lx
Footcand.	3fcd	1fcd	0fcd	0fcd	0fcd	0fcd	0fcd	0fcd	0fcd	0fcd	0fcd	0fcd	0fcd
Beam wid.	1,6m	3,2m	4,8m	6,4m	8m	12m	16m	23,9m	31,9m	39,9m	47,9m	63,8m	79,8m
Beam wid.	5,3ft	10,5ft	15,6ft	20,9ft	26,2ft	39,2ft	52,3ft	78,5ft	104,6ft	130,8ft	157ft	209,3ft	261,6ft

LINEAR DISTRIBUTION DIAGRAM

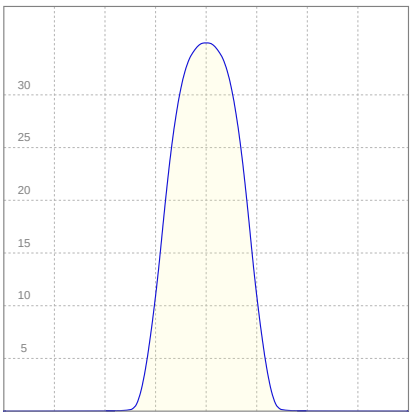

ELECTRICAL SPECIFICATIONS

Input voltage	Input current	Input power	Effeciency
226V	0,098A	9,9W	5lm/W

ISO DIAGRAMS

ISO CANDELA DIAGRAM

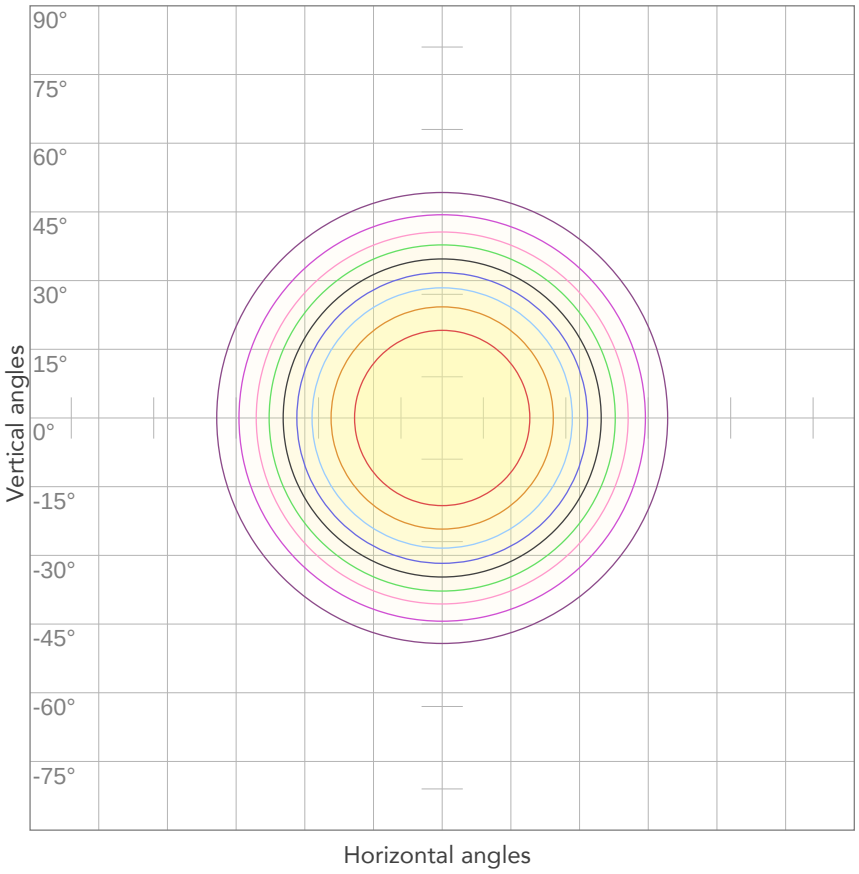

10%	3 cd
20%	7 cd
30%	10 cd
40%	14 cd
50%	17 cd
60%	21 cd
70%	{LUX_1M70} cd
80%	28 cd

Conditions:

Number of c-planes: 2

Candela at center: 35 cd

ISO LUX DIAGRAM

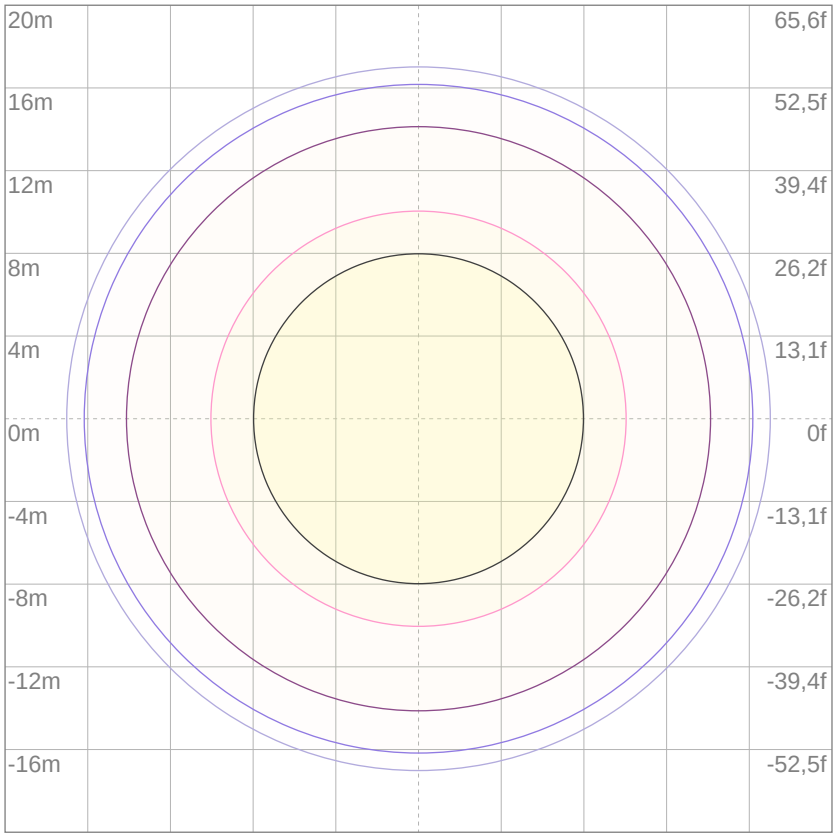

Mounting height: 10 meters (33 feet)

3%	10,5m lx
5%	17,4m lx
10%	34,9m lx
30%	0,105 lx
50%	0,174 lx

Conditions:

Number of c-planes: 2

Lux at center: 0,349 lx

Lux distribution on a surface when lamp is mounted at 10 meters from the surface.

Total lumen output:

11,3 lm

Total candela output:

55,3 cd

PRODUCT NAME:

MINIECLFRFC

MEASURAMENT CONDITIONS:

Beam angle:

Min Zoom

Target:

Blue

Operator:

Paolo Carvone

Date and time:

21/02/2020 15:15:44

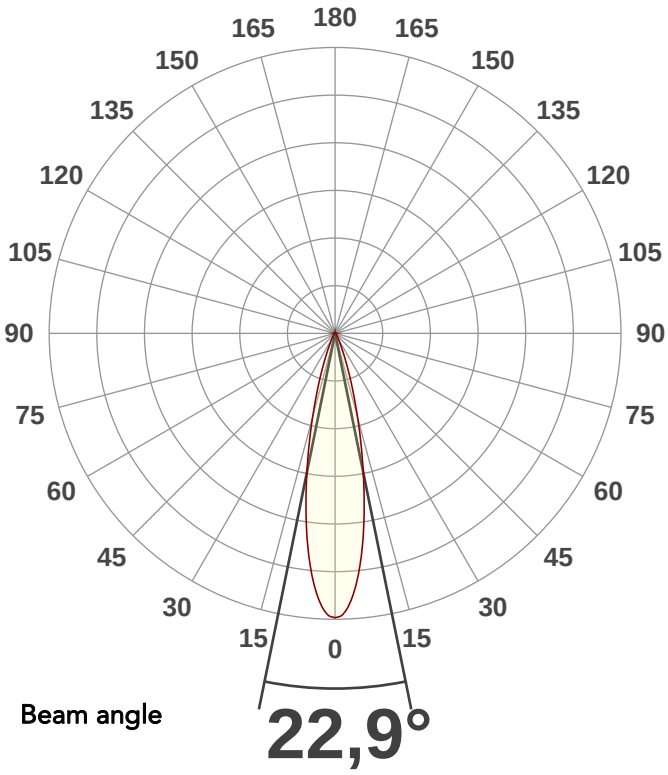

Spectra

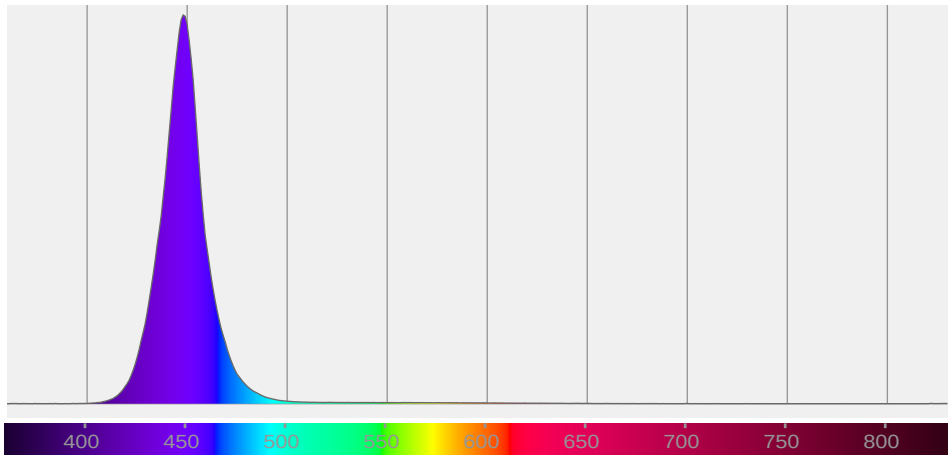

BEAM DETAILS

Beam angle 50%	Field angle 10%	Cutoff angle 2,5%	Intensity ratio in 120° cone	Intensity ratio in 90° cone
22,9°	42,6°	59,1°	98,4%	96,2%

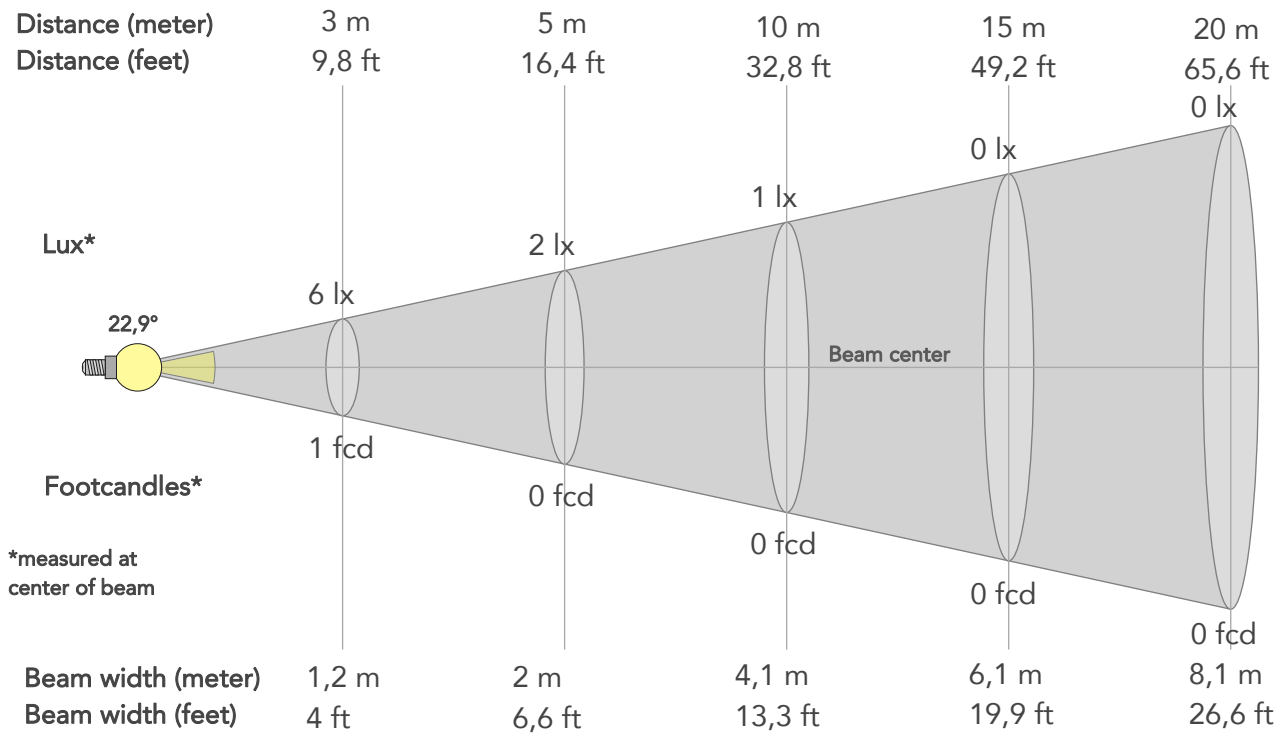

BEAM INTENSITIES AND WIDTHS

Distance	1m	2m	3m	4m	5m	7,5m	10m	15m	20m	25m	30m	40m	50m
Distance	3,3ft	6,6ft	9,8ft	13,1ft	16,4ft	24,6ft	32,8ft	49,2ft	65,6ft	82ft	98,4ft	131,2ft	164ft
Lux	55lx	14lx	6lx	3lx	2lx	1lx	1lx	0lx	0lx	0lx	0lx	0lx	0lx
Footcand.	5fcd	1fcd	1fcd	0fcd	0fcd	0fcd	0fcd	0fcd	0fcd	0fcd	0fcd	0fcd	0fcd
Beam wid.	0,4m	0,8m	1,2m	1,6m	2m	3m	4,1m	6,1m	8,1m	10,1m	12,2m	16,2m	20,3m
Beam wid.	1,3ft	2,7ft	4ft	5,3ft	6,6ft	10ft	13,3ft	19,9ft	26,6ft	33,2ft	39,9ft	53,2ft	66,5ft

LINEAR DISTRIBUTION DIAGRAM

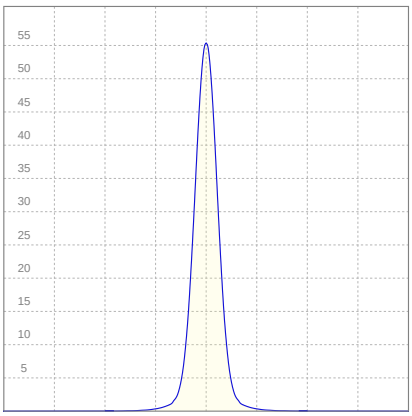

ELECTRICAL SPECIFICATIONS

Input voltage	Input current	Input power	Effeciency
227V	0,097A	10,1W	1lm/W

PROLIGHTS is a trademark of
MUSIC & LIGHTS S.r.l.
musiclights.it

Via A. Olivetti snc
04026 - Minturno (LT) ITALY
Tel: +39 0771 72190

prolights.it
info@prolights.it

ISO DIAGRAMS

ISO CANDELA DIAGRAM

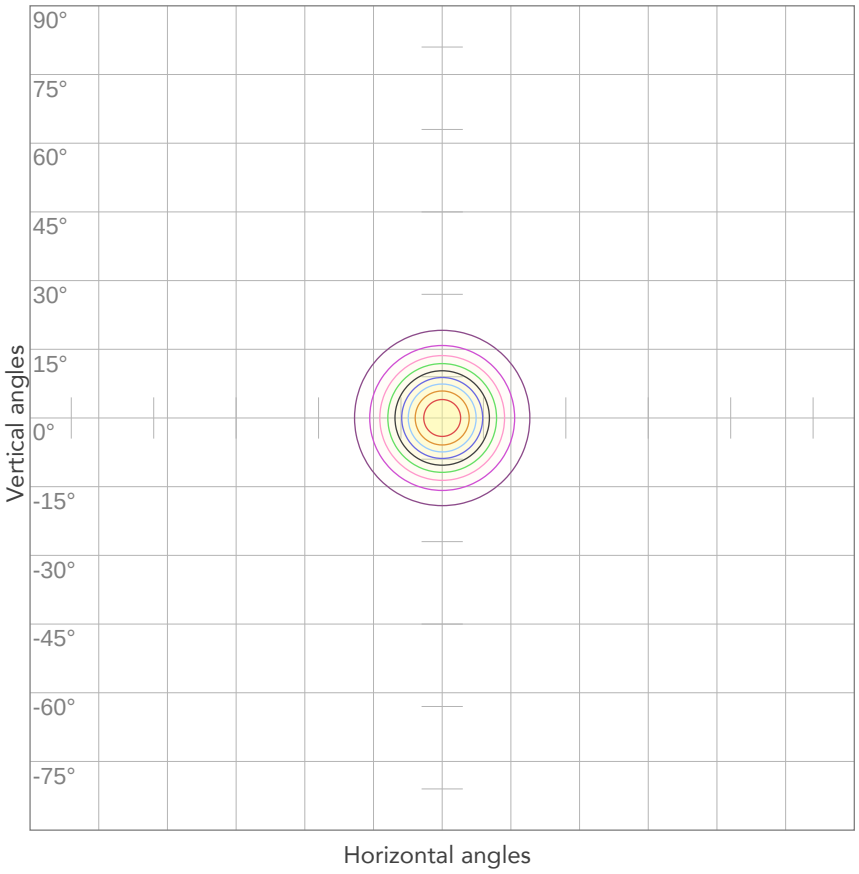

10%	6 cd
20%	11 cd
30%	17 cd
40%	22 cd
50%	28 cd
60%	33 cd
70%	{LUX_1M70} cd
80%	44 cd

Conditions:

Number of c-planes: 2

Candela at center: 55 cd

ISO LUX DIAGRAM

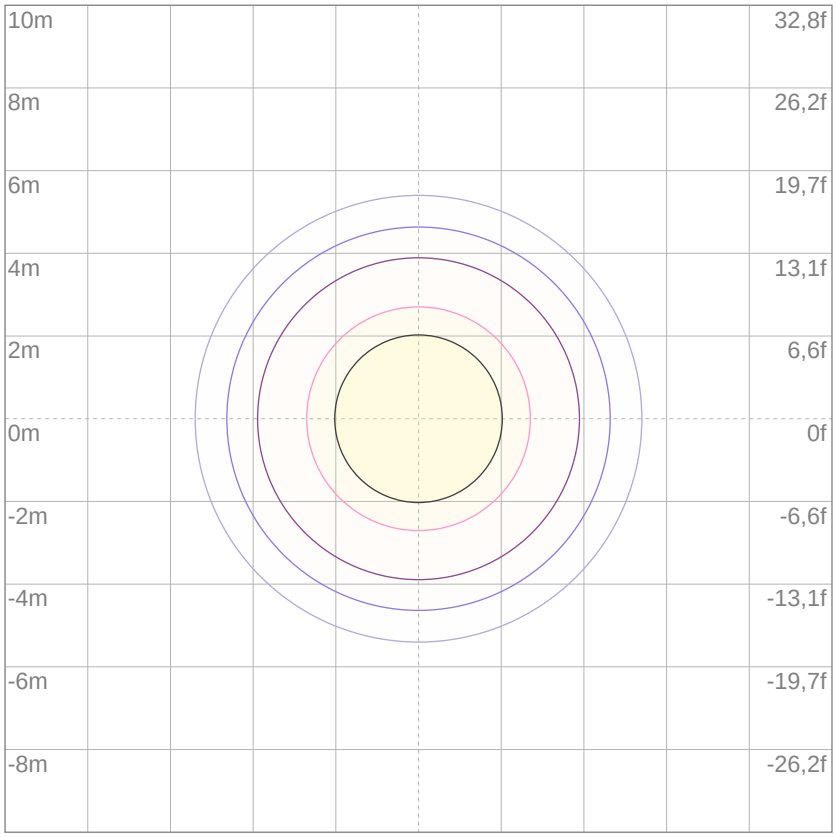

Mounting height: 10 meters (33 feet)

3%	16,6m lx
5%	27,7m lx
10%	55,3m lx
30%	0,166 lx
50%	0,277 lx

Conditions:

Number of c-planes: 2

Lux at center: 0,553 lx

Lux distribution on a surface when lamp is mounted at 10 meters from the surface.

Total lumen output:

689 lm

Total candela output:

415 cd

PRODUCT NAME:

MINIECLFRFC

MEASURAMENT CONDITIONS:

Beam angle:

Max Zoom

Target:

Lime

Operator:

Paolo Carvone

Date and time:

21/02/2020 16:10:58

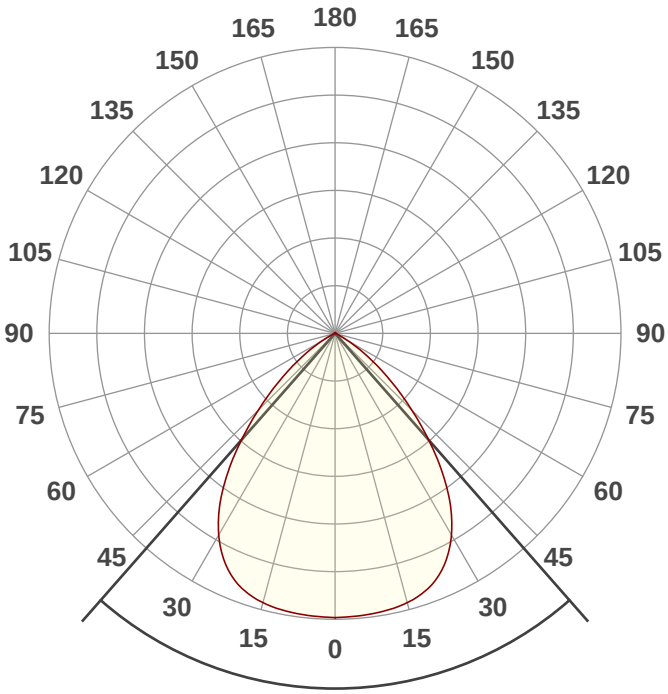

Beam angle **82,6°**

Spectra

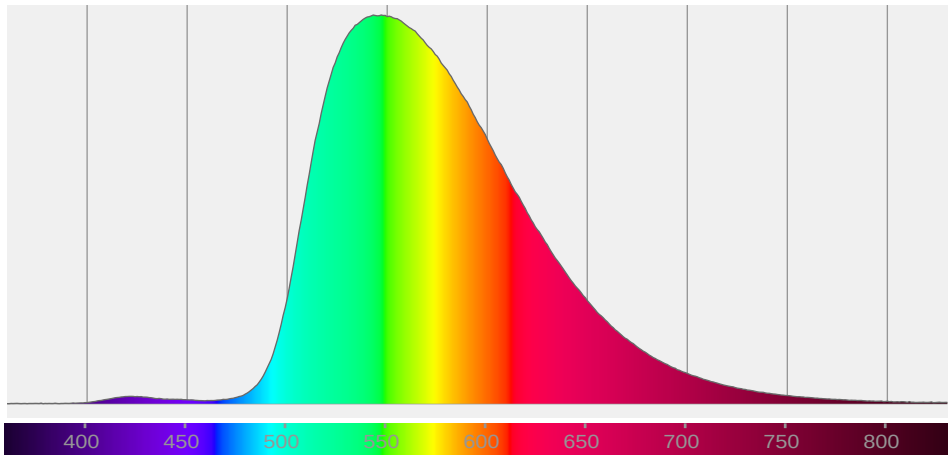

BEAM DETAILS

Beam angle 50%	Field angle 10%	Cutoff angle 2,5%	Intensity ratio in 120° cone	Intensity ratio in 90° cone
82,6°	114,2°	126,5°	98,6%	83,8%

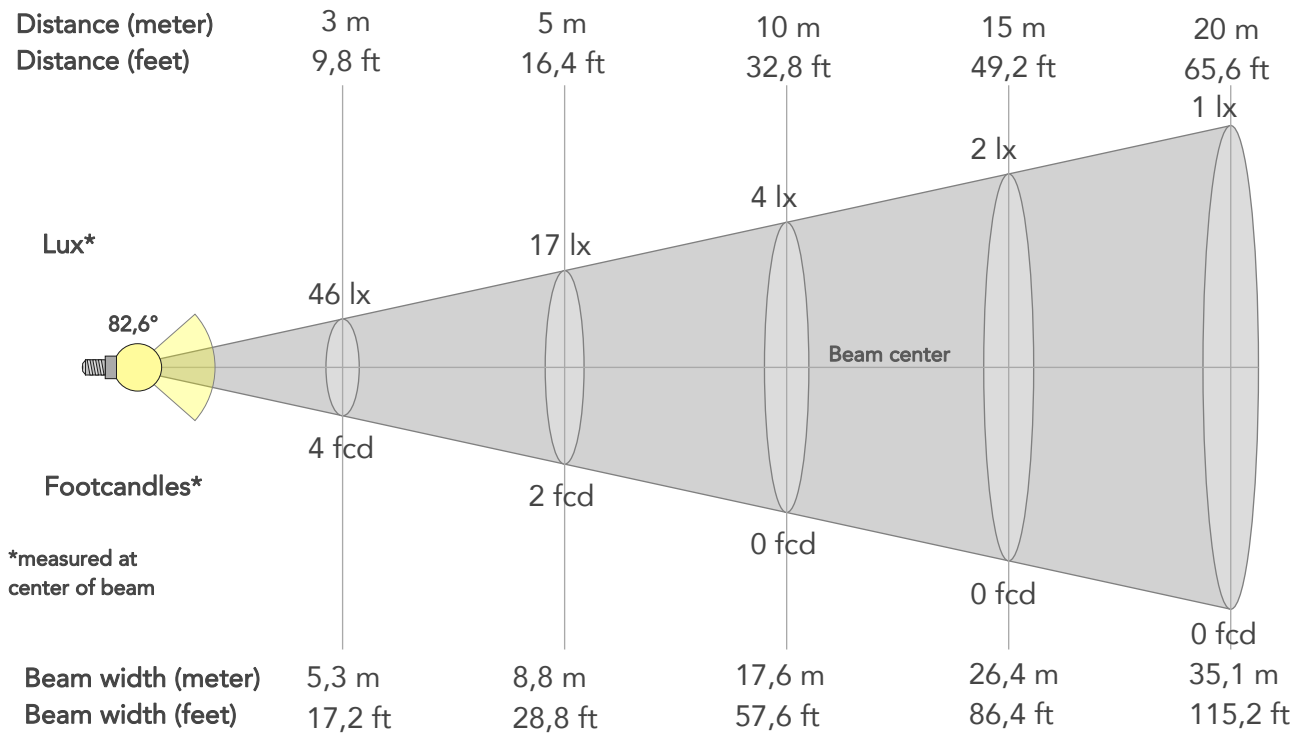

BEAM INTENSITIES AND WIDTHS

Distance	1m	2m	3m	4m	5m	7,5m	10m	15m	20m	25m	30m	40m	50m
Distance	3,3ft	6,6ft	9,8ft	13,1ft	16,4ft	24,6ft	32,8ft	49,2ft	65,6ft	82ft	98,4ft	131,2ft	164ft
Lux	415lx	104lx	46lx	26lx	17lx	7lx	4lx	2lx	1lx	1lx	0lx	0lx	0lx
Footcand.	39fcd	10fcd	4fcd	2fcd	2fcd	1fcd	0fcd	0fcd	0fcd	0fcd	0fcd	0fcd	0fcd
Beam wid.	1,8m	3,5m	5,3m	7m	8,8m	13,2m	17,6m	26,4m	35,1m	43,9m	52,7m	70,3m	87,8m
Beam wid.	5,8ft	11,6ft	17,2ft	23ft	28,8ft	43,2ft	57,6ft	86,4ft	115,2ft	144,1ft	172,9ft	230,5ft	288,1ft

LINEAR DISTRIBUTION DIAGRAM

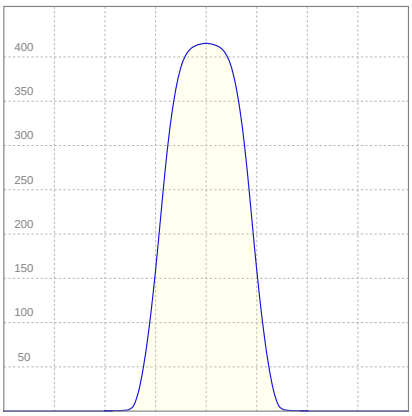

ELECTRICAL SPECIFICATIONS

Input voltage	Input current	Input power	Effeciency
226V	0,144A	16,1W	43lm/W

PROLIGHTS is a trademark of
MUSIC & LIGHTS S.r.l.
musiclights.it

Via A. Olivetti snc
04026 - Minturno (LT) ITALY
Tel: +39 0771 72190

prolights.it
info@prolights.it

ISO DIAGRAMS

ISO CANDELA DIAGRAM

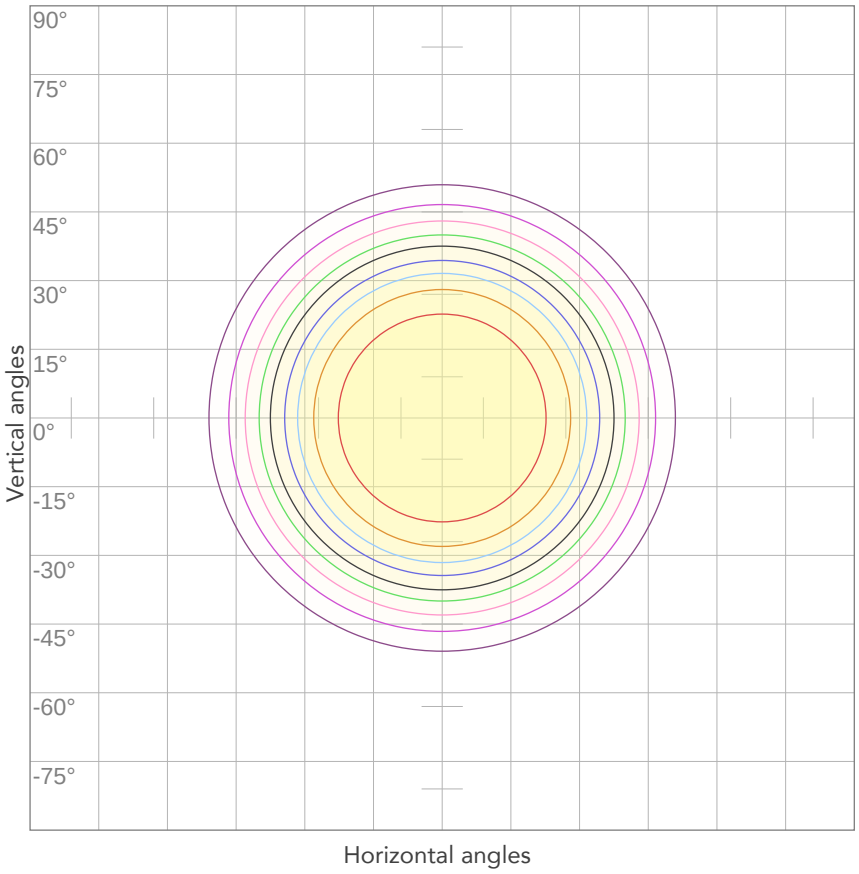

10%	42 cd
20%	83 cd
30%	125 cd
40%	166 cd
50%	208 cd
60%	249 cd
70%	{LUX_1M70} cd
80%	332 cd

Conditions:

Number of c-planes: 2

Candela at center: 415 cd

ISO LUX DIAGRAM

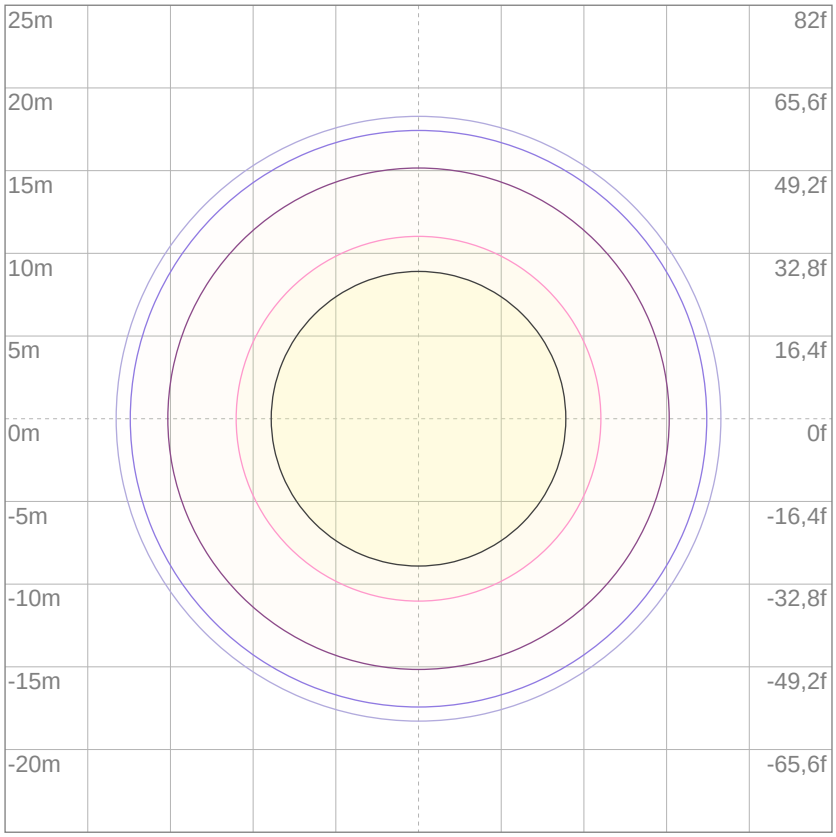

Mounting height: 10 meters (33 feet)

3%	0,125 lx
5%	0,208 lx
10%	0,415 lx
30%	1,25 lx
50%	2,08 lx

Conditions:

Number of c-planes: 2

Lux at center: 4,15 lx

Lux distribution on a surface when lamp is mounted at 10 meters from the surface.

Total lumen output:

152 lm

Total candela output:

675 cd

PRODUCT NAME:

MINIECLFRFC

MEASURAMENT CONDITIONS:

Beam angle:

Min Zoom

Target:

Lime

Operator:

Paolo Carvone

Date and time:

21/02/2020 15:18:07

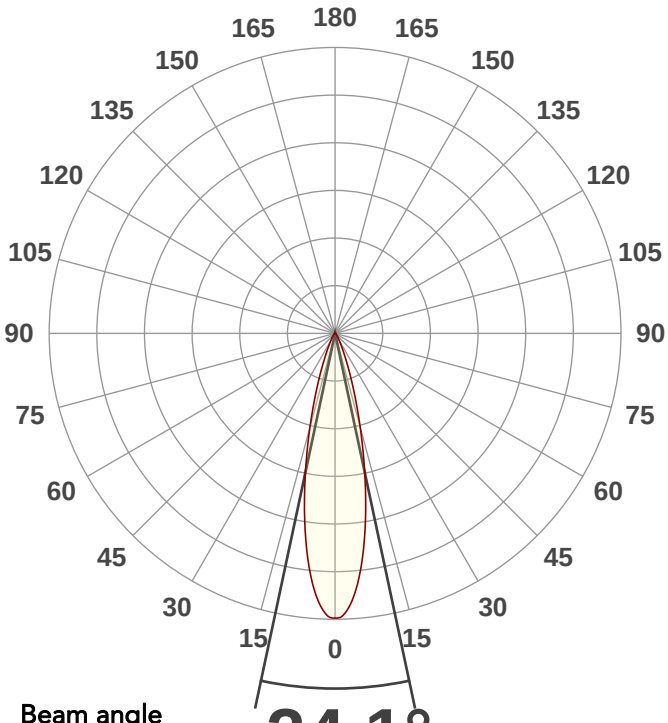

Beam angle **24,1°**

Spectra

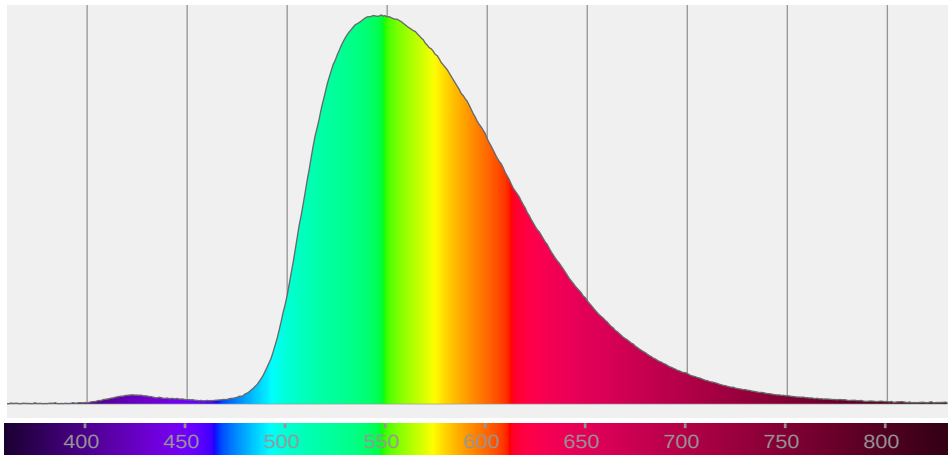

BEAM DETAILS

Beam angle 50%	Field angle 10%	Cutoff angle 2,5%	Intensity ratio in 120° cone	Intensity ratio in 90° cone
24,1°	44,9°	63,3°	99,2%	96,7%

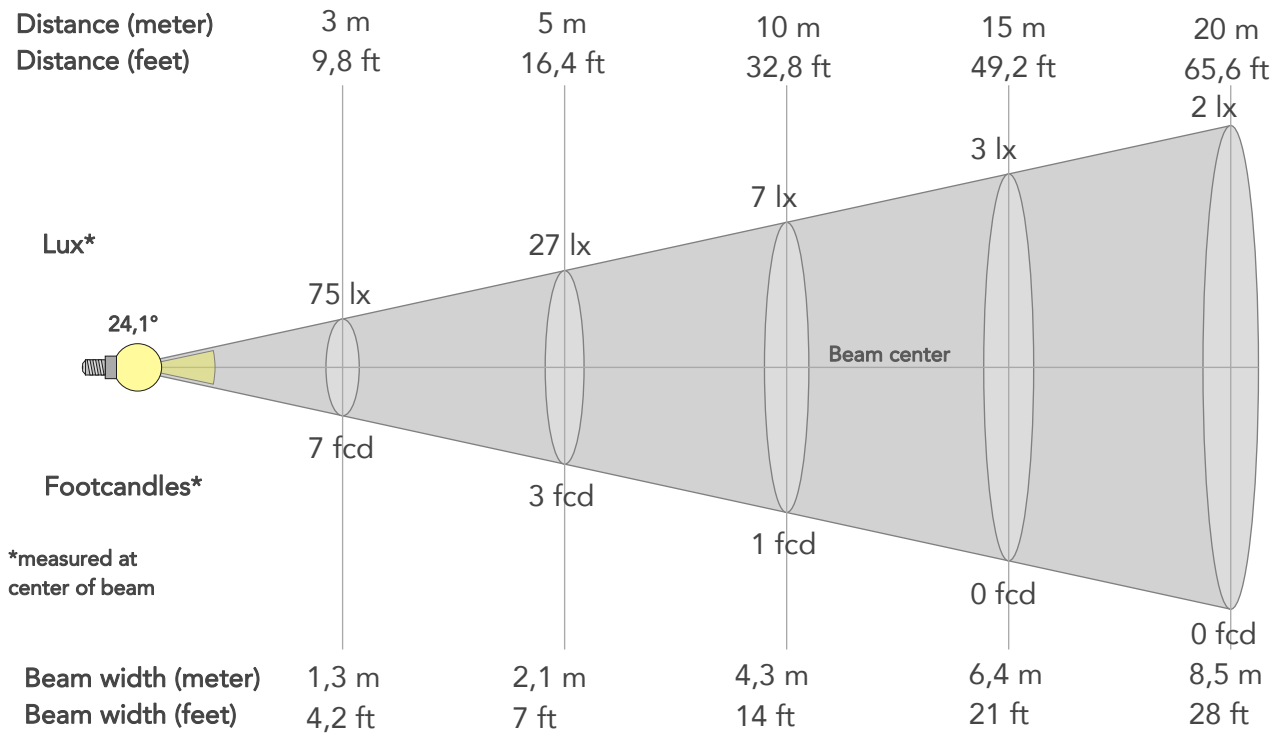

BEAM INTENSITIES AND WIDTHS

Distance	1m	2m	3m	4m	5m	7,5m	10m	15m	20m	25m	30m	40m	50m
Distance	3,3ft	6,6ft	9,8ft	13,1ft	16,4ft	24,6ft	32,8ft	49,2ft	65,6ft	82ft	98,4ft	131,2ft	164ft
Lux	675lx	169lx	75lx	42lx	27lx	12lx	7lx	3lx	2lx	1lx	1lx	0lx	0lx
Footcand.	63fcd	16fcd	7fcd	4fcd	3fcd	1fcd	1fcd	0fcd	0fcd	0fcd	0fcd	0fcd	0fcd
Beam wid.	0,4m	0,9m	1,3m	1,7m	2,1m	3,2m	4,3m	6,4m	8,5m	10,7m	12,8m	17,1m	21,3m
Beam wid.	1,4ft	2,8ft	4,2ft	5,6ft	7ft	10,5ft	14ft	21ft	28ft	35ft	42ft	56ft	70ft

LINEAR DISTRIBUTION DIAGRAM

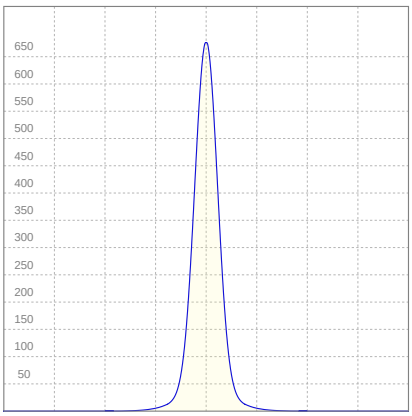

ELECTRICAL SPECIFICATIONS

Input voltage	Input current	Input power	Effeciency
225V	0,158A	16,5W	9lm/W

PROLIGHTS is a trademark of
MUSIC & LIGHTS S.r.l.
musiclights.it

Via A. Olivetti snc
04026 - Minturno (LT) ITALY
Tel: +39 0771 72190

prolights.it
info@prolights.it

ISO DIAGRAMS

ISO CANDELA DIAGRAM

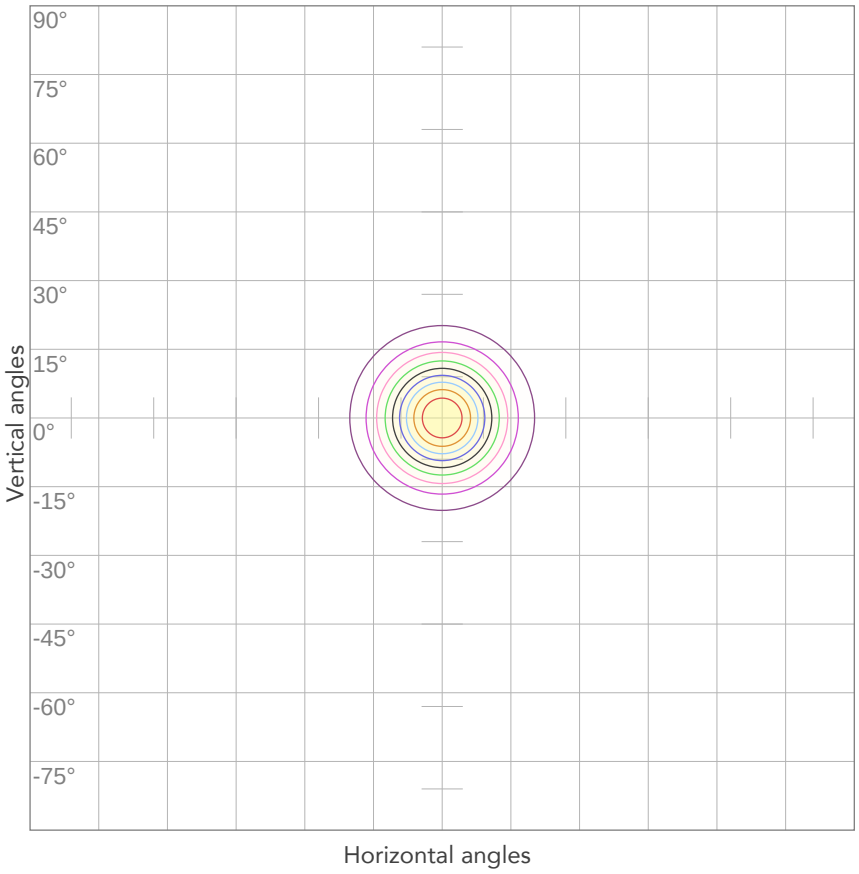

10%	67 cd
20%	135 cd
30%	202 cd
40%	270 cd
50%	337 cd
60%	405 cd
70%	{LUX_1M70} cd
80%	540 cd

Conditions:

Number of c-planes: 2

Candela at center: 675 cd

ISO LUX DIAGRAM

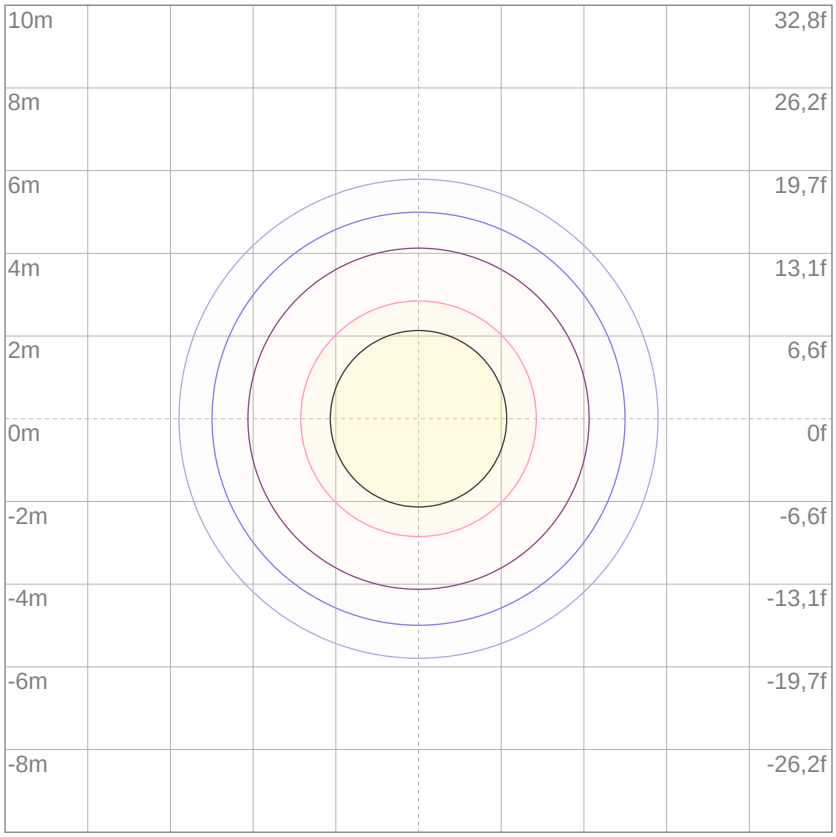

Mounting height: 10 meters (33 feet)

3%	0,202 lx
5%	0,337 lx
10%	0,675 lx
30%	2,02 lx
50%	3,37 lx

Conditions:

Number of c-planes: 2

Lux at center: 6,75 lx

Lux distribution on a surface when lamp is mounted at 10 meters from the surface.

PROLiGHTS

Total lumen output:

864 lm

Total candela output:

532 cd

Light quality:

CRI: 81,4

Color temperature:

3183 K

PRODUCT NAME:

MINIECLFRFC

MEASURAMENT CONDITIONS:

Beam angle:

Max Zoom

Target:

2800K

Operator:

Paolo Carvone

Date and time:

21/02/2020 16:08:43

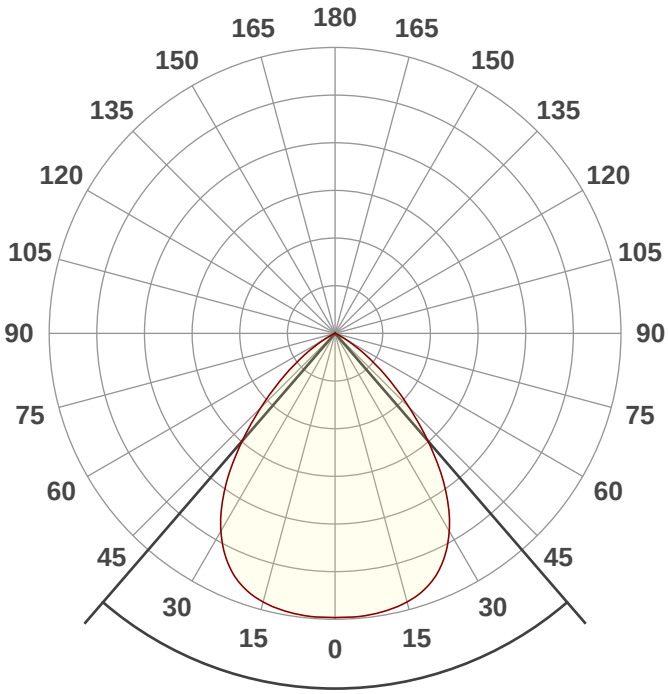

Beam angle **81,6°**

Spectra

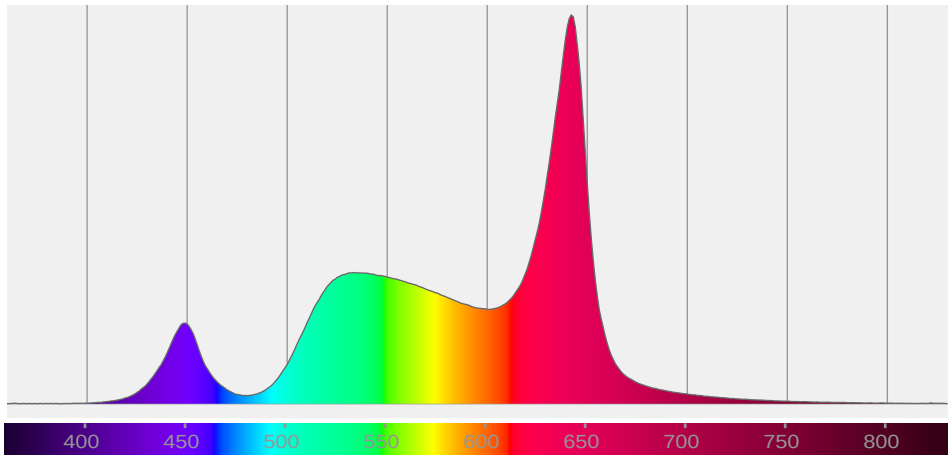

PROLIGHTS is a trademark of
MUSIC & LIGHTS S.r.l.
musiclights.it

Via A. Olivetti snc
04026 - Minturno (LT) ITALY
Tel: +39 0771 72190

prolights.it
info@prolights.it

COLOR DETAILS

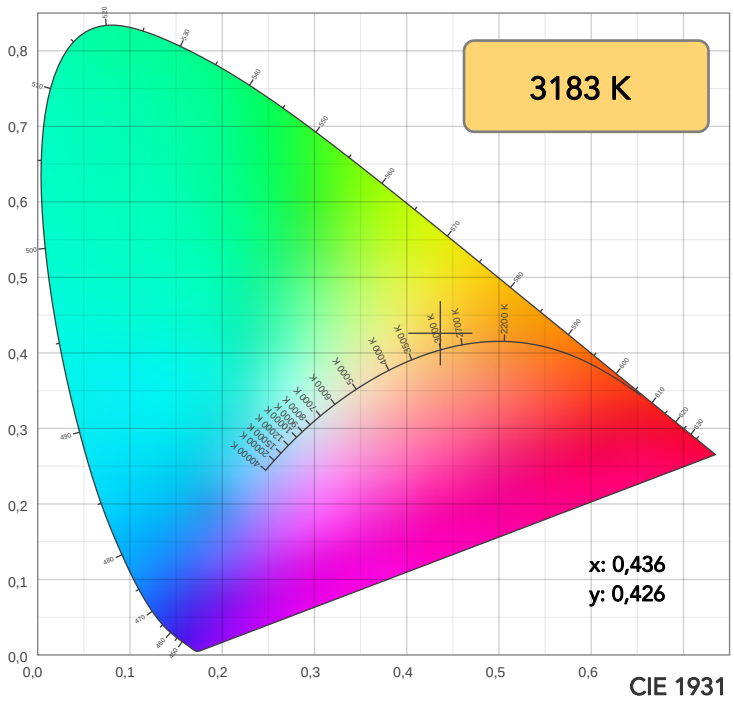

CIE 1931

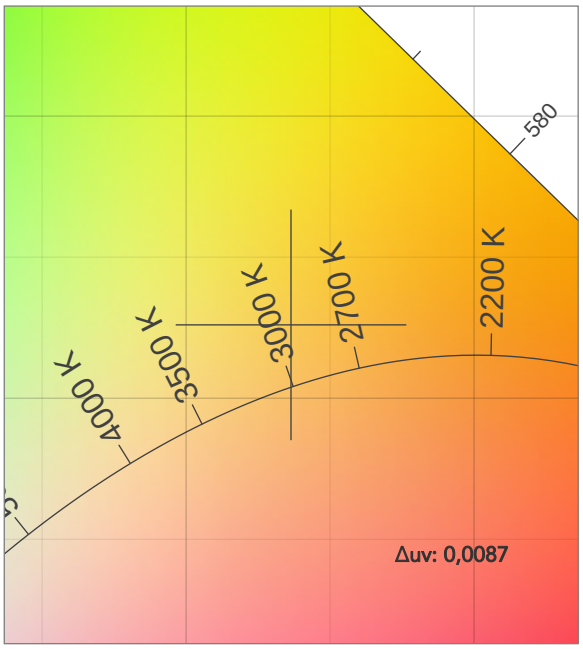

CIE 1931 ZOOM

TM30: 84,7

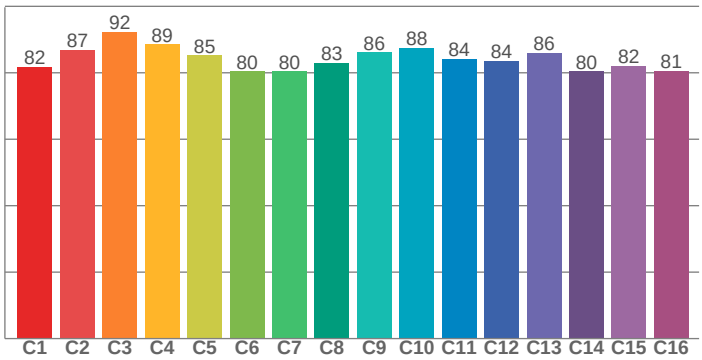

CRI: 81,4 (R1-R8)

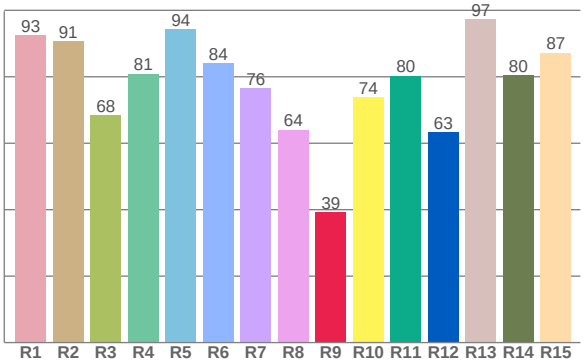

CRI R values, only R1-R8 are used to calculate final CRI value

R1	R2	R3	R4	R5	R6	R7	R8	R9	R10	R11	R12	R13	R14	R15
92,5	90,6	68,4	80,9	94,3	84,0	76,5	64,1	39,2	73,8	80,3	63,4	97,3	80,4	87,2

TM30 C values, 16 binned values out of total of 99 C values

C1	C2	C3	C4	C5	C6	C7	C8	C9	C10	C11	C12	C13	C14	C15	C16
81,8	86,8	92,3	88,5	85,2	80,4	80,4	83,0	86,1	87,5	84,2	83,6	86,1	80,5	82,0	80,6

CQS Q values

Q1	Q2	Q3	Q4	Q5	Q6	Q7	Q8	Q9	Q10	Q11	Q12	Q13	Q14	Q15
93,8	95,6	86,2	88,8	83,4	77,3	87,3	92,6	84,6	88,7	82,6	81,8	80,9	90,0	94,7

CQS: 86,0

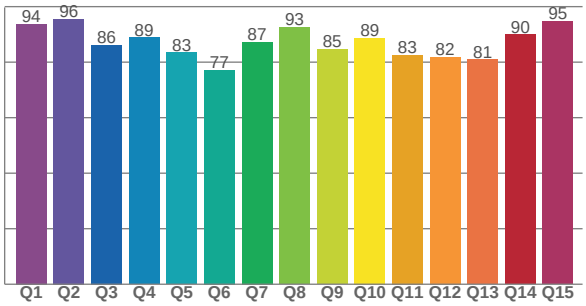

COLOR PARAMETERS

Color temperature	Color rendering index	Red component	Color fidelity	Color gamut	Color quality scale	Television lighting index	Color coordinate cie 1931	Color coordinate cie 1931	Color diviation from black body
CCT	CRI	CRI R9	TM30 Rf	TM30 Rg	CQS	TLCI	x	y	Δuv
3183 K	81,4	39,2	84,7	108,7	86,0	78	0,436	0,426	0,0087

TM30 DETAILS

PROLiGHTS

Rf 84,7

Fidelity index Rf

Rg 108,7

Gammut index

		Graphic shifts (%)	
Hue Bin	R_f	Chroma	Hue
1	82	7%	-5%
2	87	3%	-5%
3	92	1%	0%
4	89	1%	6%
5	85	6%	7%
6	80	10%	5%
7	80	10%	-4%
8	83	5%	-8%
9	86	0%	-8%
10	88	-6%	-2%
11	84	-4%	8%
12	84	2%	9%
13	86	5%	8%
14	80	9%	11%
15	82	10%	3%
16	81	14%	-4%

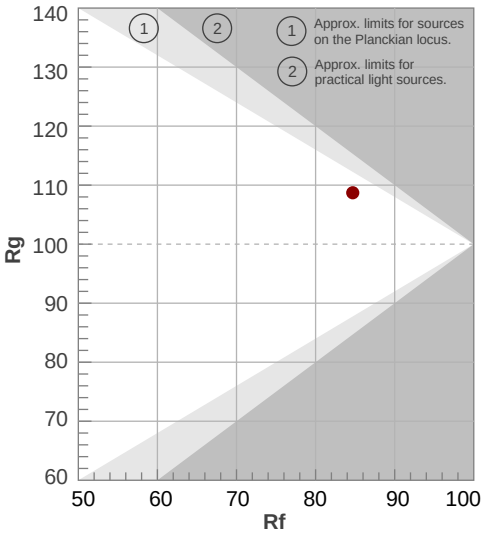

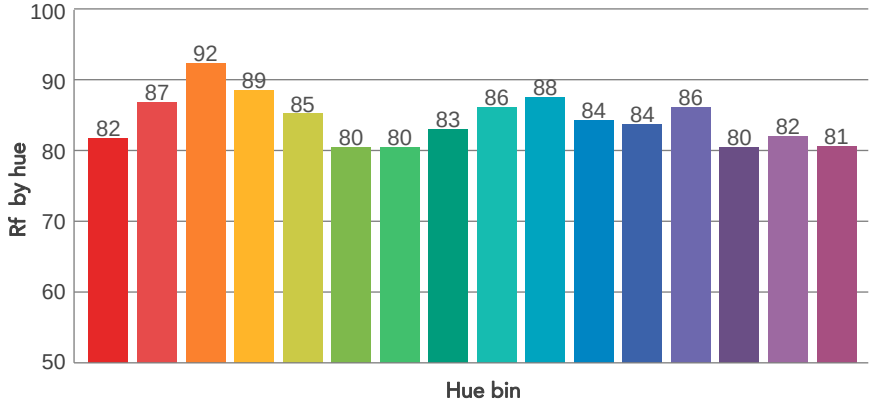

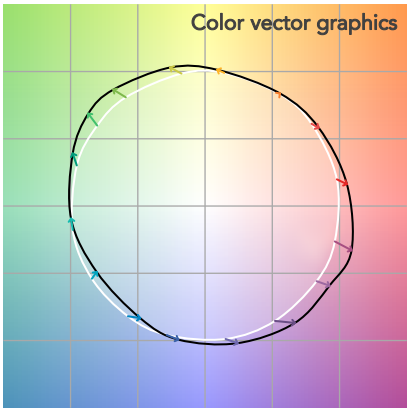

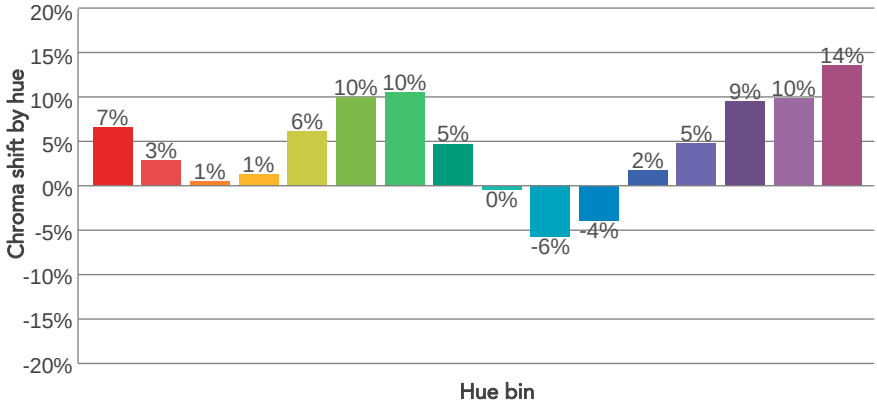

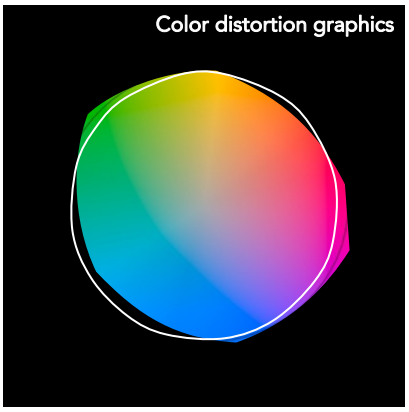

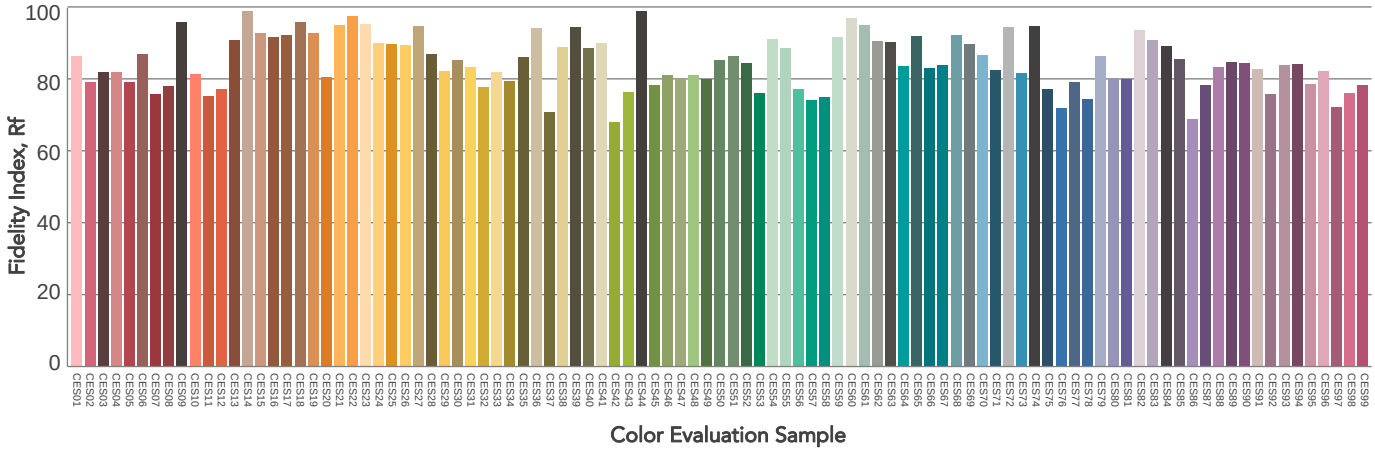

PROLIGHTS is a trademark of
MUSIC & LIGHTS S.r.l.
musiclights.it

Via A. Olivetti snc
04026 - Minturno (LT) ITALY
Tel: +39 0771 72190

prolights.it
info@prolights.it

BEAM DETAILS

Beam angle 50%	Field angle 10%	Cutoff angle 2,5%	Intensity ratio in 120° cone	Intensity ratio in 90° cone
81,6°	113,6°	125,9°	98,7%	83,9%

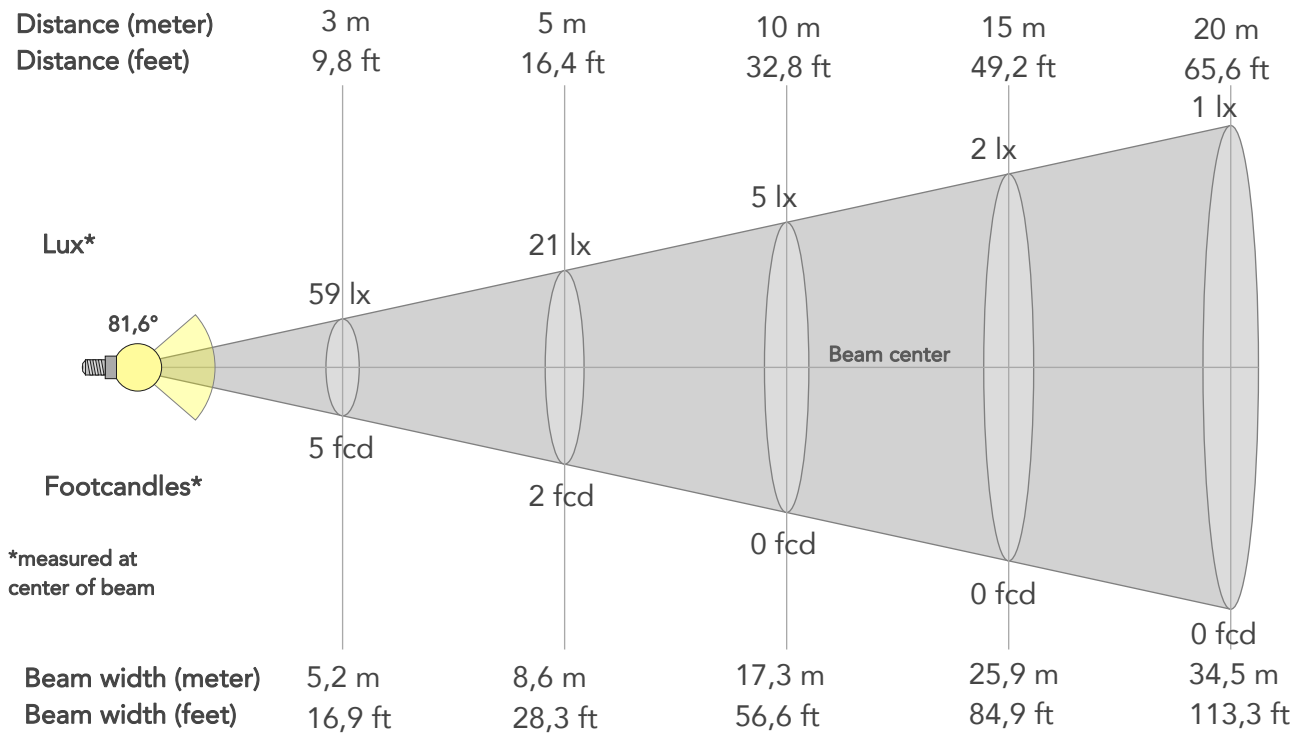

BEAM INTENSITIES AND WIDTHS

Distance	1m	2m	3m	4m	5m	7,5m	10m	15m	20m	25m	30m	40m	50m
Distance	3,3ft	6,6ft	9,8ft	13,1ft	16,4ft	24,6ft	32,8ft	49,2ft	65,6ft	82ft	98,4ft	131,2ft	164ft
Lux	532lx	133lx	59lx	33lx	21lx	9lx	5lx	2lx	1lx	1lx	1lx	0lx	0lx
Footcand.	49fcd	12fcd	5fcd	3fcd	2fcd	1fcd	0fcd	0fcd	0fcd	0fcd	0fcd	0fcd	0fcd
Beam wid.	1,7m	3,5m	5,2m	6,9m	8,6m	12,9m	17,3m	25,9m	34,5m	43,2m	51,8m	69,1m	86,3m
Beam wid.	5,7ft	11,4ft	16,9ft	22,6ft	28,3ft	42,5ft	56,6ft	84,9ft	113,3ft	141,6ft	169,9ft	226,5ft	283,1ft

LINEAR DISTRIBUTION DIAGRAM

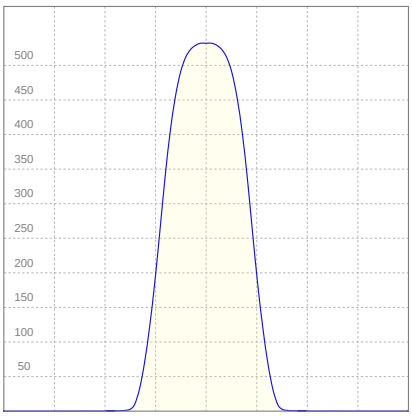

ELECTRICAL SPECIFICATIONS

Input voltage	Input current	Input power	Effeciency
226V	0,239A	25,8W	34lm/W

PROLIGHTS is a trademark of
MUSIC & LIGHTS S.r.l.
musiclights.it

Via A. Olivetti snc
04026 - Minturno (LT) ITALY
Tel: +39 0771 72190

prolights.it
info@prolights.it

ISO DIAGRAMS

ISO CANDELA DIAGRAM

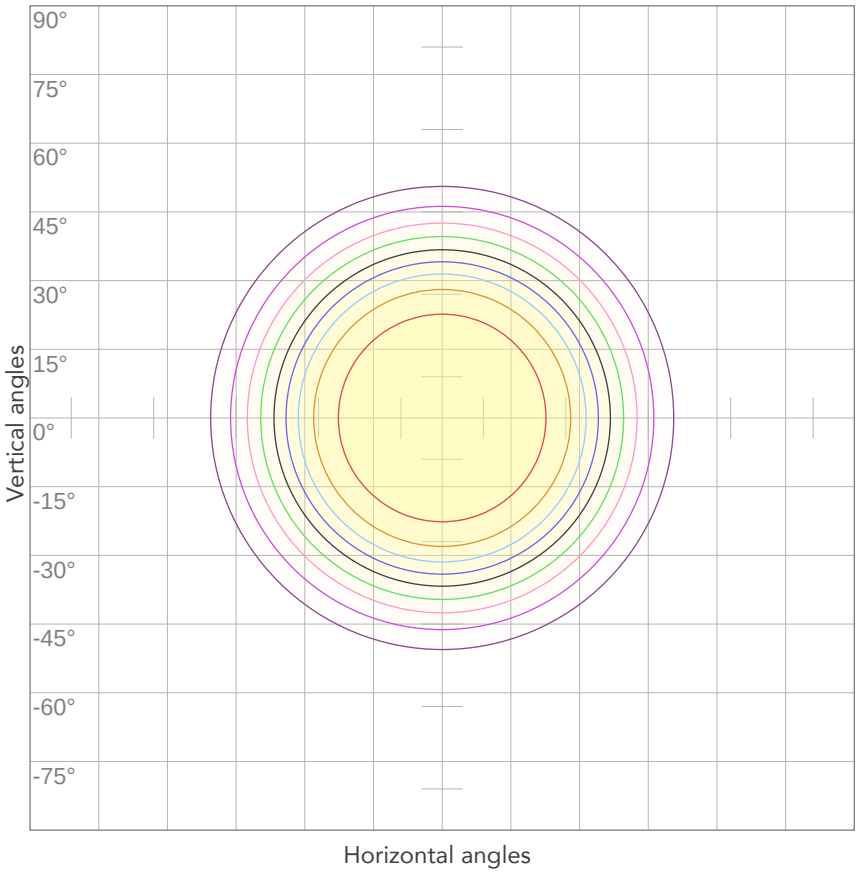

10%	53 cd
20%	106 cd
30%	160 cd
40%	213 cd
50%	266 cd
60%	319 cd
70%	372 cd
80%	426 cd

Conditions:

Number of c-planes: 2

Candela at center: 532 cd

ISO LUX DIAGRAM

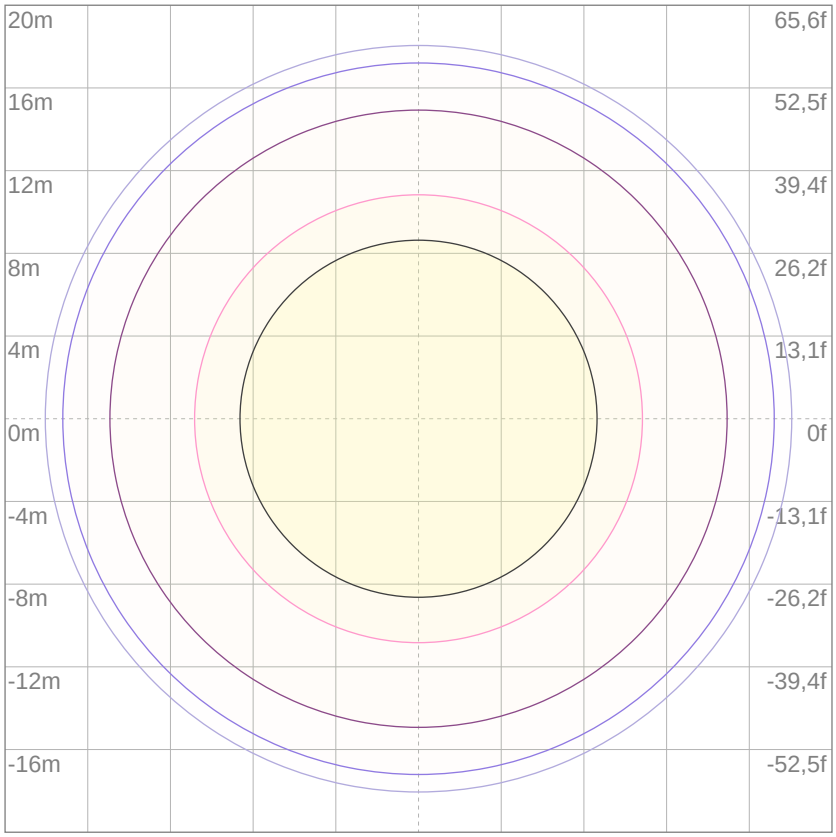

Mounting height: 10 meters (33 feet)

3%	0,160 lx
5%	0,266 lx
10%	0,532 lx
30%	1,60 lx
50%	2,66 lx

Conditions:

Number of c-planes: 2

Lux at center: 5,32 lx

Lux distribution on a surface when lamp is mounted at 10 meters from the surface.

Total lumen output:

194 lm

Total candela output:

887 cd

Light quality:

CRI: 80,2

Color temperature:

3014 K

PRODUCT NAME:

MINIECLFRFC

MEASURAMENT CONDITIONS:

Beam angle:

Min Zoom

Target:

2800K

Operator:

Paolo Carvone

Date and time:

21/02/2020 15:33:16

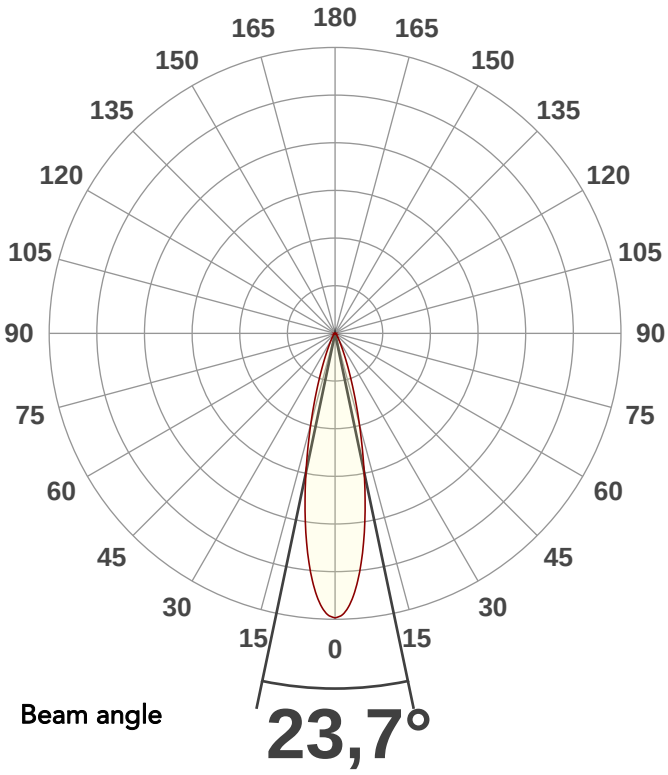

Spectra

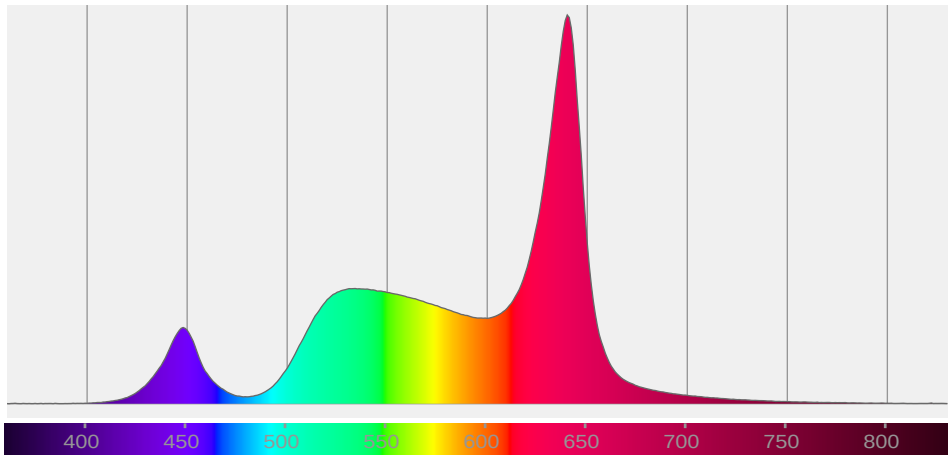

COLOR DETAILS

PROLiGHTS

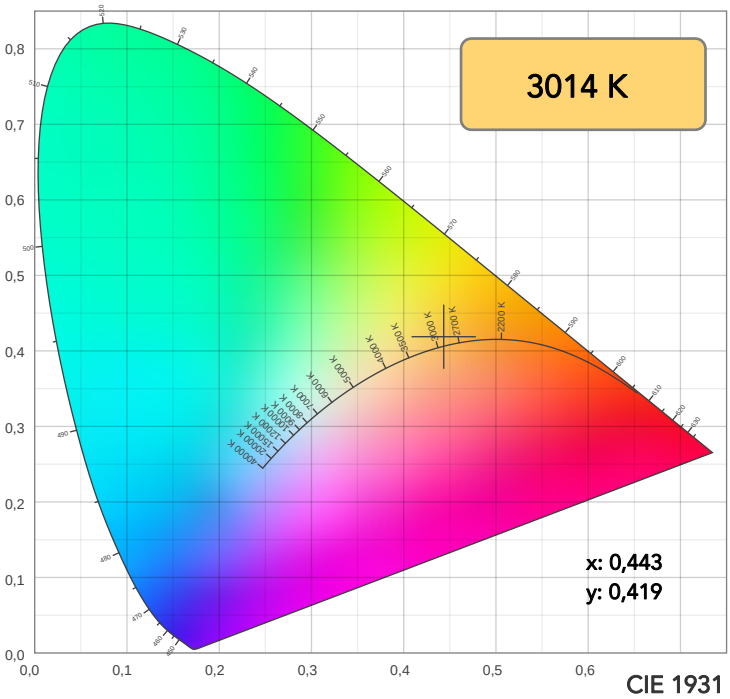

CIE 1931

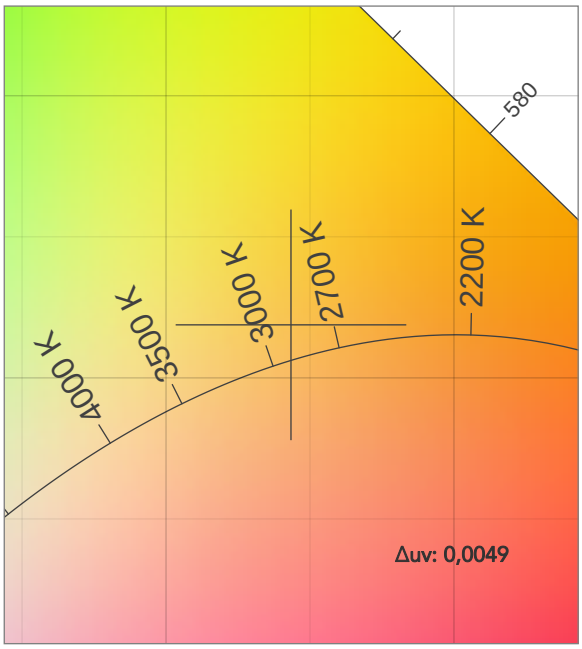

CIE 1931 ZOOM

TM30: 83,3

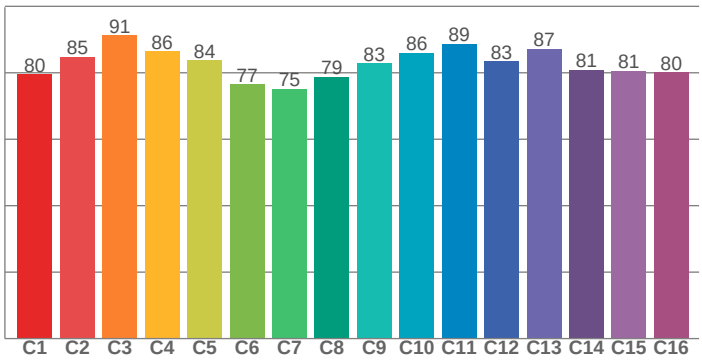

CRI: 80,2 (R1-R8)

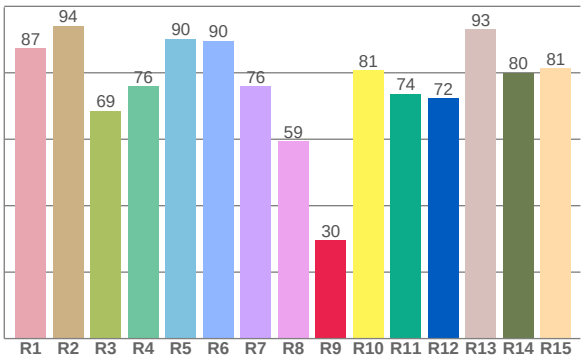

CRI R values, only R1-R8 are used to calculate final CRI value

R1	R2	R3	R4	R5	R6	R7	R8	R9	R10	R11	R12	R13	R14	R15
87,3	94,1	68,6	76,0	90,2	89,6	76,0	59,4	29,7	80,9	73,7	72,2	93,1	80,0	81,4

TM30 C values, 16 binned values out of total of 99 C values

C1	C2	C3	C4	C5	C6	C7	C8	C9	C10	C11	C12	C13	C14	C15	C16
79,5	84,8	91,2	86,4	83,7	76,6	75,2	78,7	82,8	86,0	88,8	83,4	87,2	80,9	80,6	80,1

CQS Q values

Q1	Q2	Q3	Q4	Q5	Q6	Q7	Q8	Q9	Q10	Q11	Q12	Q13	Q14	Q15
94,2	95,7	87,2	88,8	80,6	73,3	85,2	92,8	84,8	92,6	86,6	83,3	80,7	90,2	93,7

CQS: 85,8

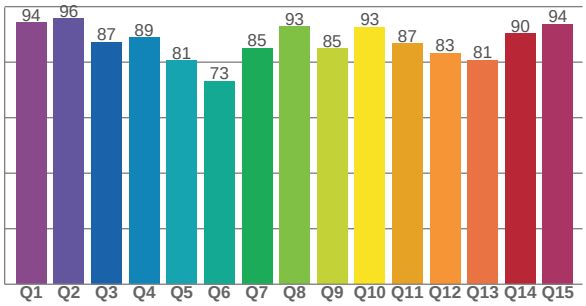

COLOR PARAMETERS

Color temperature	Color rendering index	Red component	Color fidelity	Color gamut	Color quality scale	Television lighting index	Color coordinate cie 1931	Color coordinate cie 1931	Color diviation from black body
CCT	CRI	CRI R9	TM30 Rf	TM30 Rg	CQS	TLCI	x	y	Δuv
3014 K	80,2	29,7	83,3	111,5	85,8	72	0,443	0,419	0,0049

PROLIGHTS is a trademark of
MUSIC & LIGHTS S.r.l.
musiclights.it

Via A. Olivetti snc
04026 - Minturno (LT) ITALY
Tel: +39 0771 72190

prolights.it
info@prolights.it

TM30 DETAILS

PROLiGHTS

Rf 83,3

Fidelity index Rf

Rg 111,5

Gammut index

		Graphic shifts (%)	
Hue Bin	R_f	Chroma	Hue
1	80	8%	-5%
2	85	4%	-6%
3	91	2%	0%
4	86	4%	6%
5	84	8%	9%
6	77	13%	5%
7	75	14%	-4%
8	79	7%	-10%
9	83	2%	-11%
10	86	-5%	-5%
11	89	-4%	5%
12	83	2%	8%
13	87	6%	7%
14	81	9%	11%
15	81	11%	3%
16	80	14%	-3%

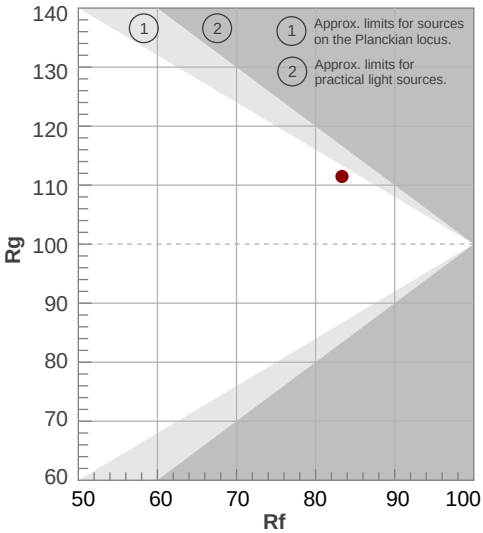

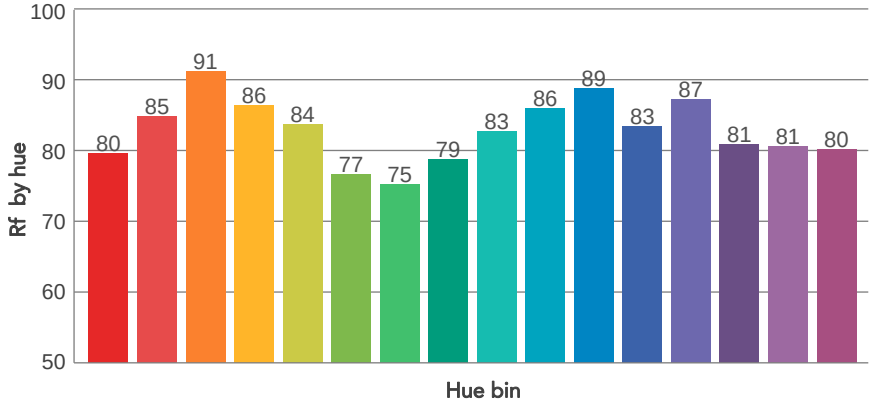

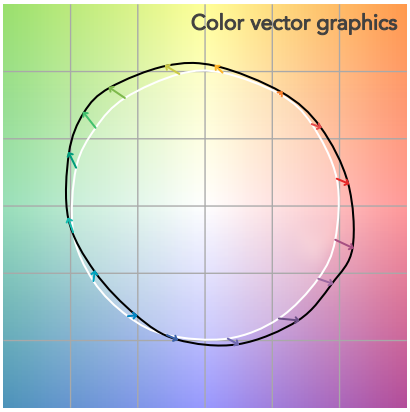

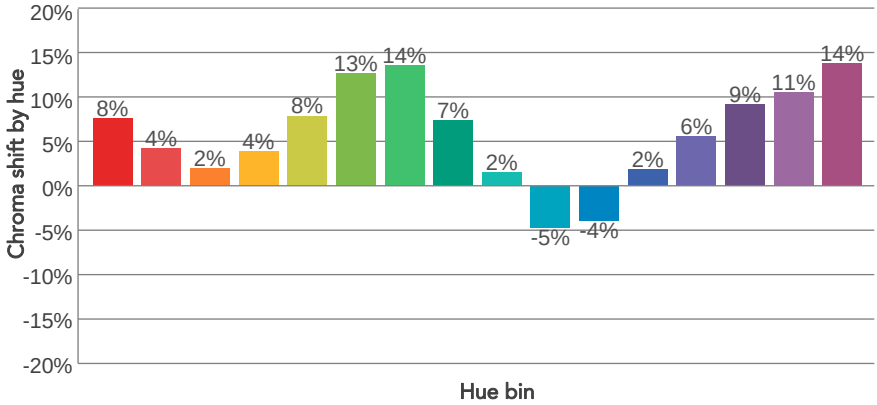

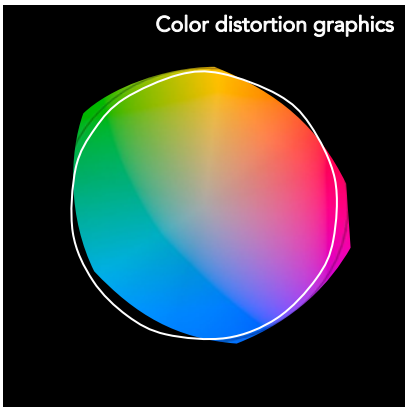

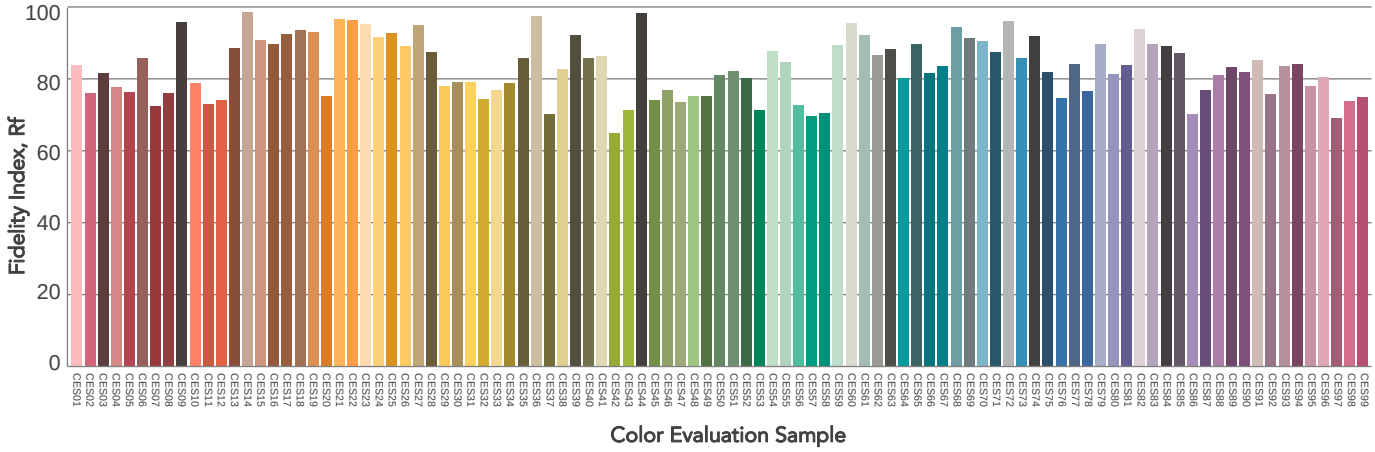

PROLIGHTS is a trademark of
MUSIC & LIGHTS S.r.l.
musiclights.it

Via A. Olivetti snc
04026 - Minturno (LT) ITALY
Tel: +39 0771 72190

prolights.it
info@prolights.it

BEAM DETAILS

Beam angle 50%	Field angle 10%	Cutoff angle 2,5%	Intensity ratio in 120° cone	Intensity ratio in 90° cone
23,7°	44,4°	62,4°	99,3%	96,9%

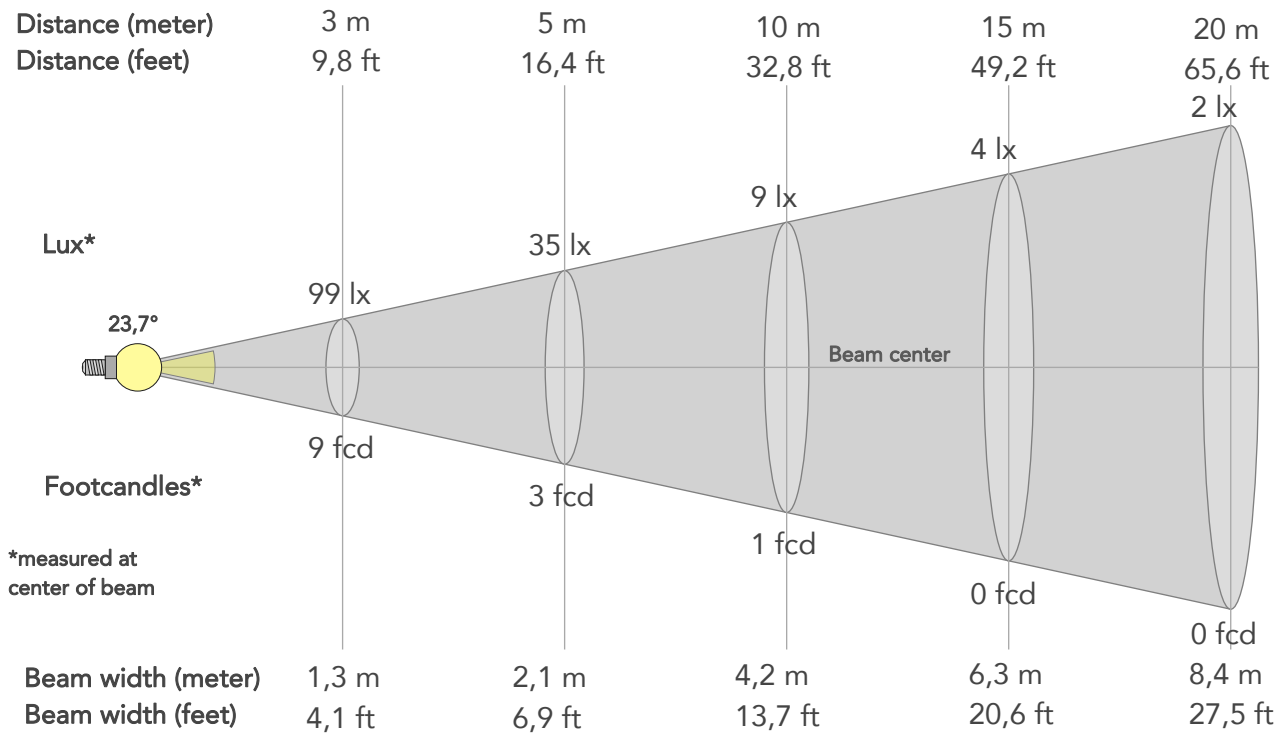

BEAM INTENSITIES AND WIDTHS

Distance	1m	2m	3m	4m	5m	7,5m	10m	15m	20m	25m	30m	40m	50m
Distance	3,3ft	6,6ft	9,8ft	13,1ft	16,4ft	24,6ft	32,8ft	49,2ft	65,6ft	82ft	98,4ft	131,2ft	164ft
Lux	887lx	222lx	99lx	55lx	35lx	16lx	9lx	4lx	2lx	1lx	1lx	1lx	0lx
Footcand.	82fcd	21fcd	9fcd	5fcd	3fcd	1fcd	1fcd	0fcd	0fcd	0fcd	0fcd	0fcd	0fcd
Beam wid.	0,4m	0,8m	1,3m	1,7m	2,1m	3,1m	4,2m	6,3m	8,4m	10,5m	12,6m	16,8m	20,9m
Beam wid.	1,4ft	2,8ft	4,1ft	5,5ft	6,9ft	10,3ft	13,7ft	20,6ft	27,5ft	34,4ft	41,2ft	55ft	68,7ft

LINEAR DISTRIBUTION DIAGRAM

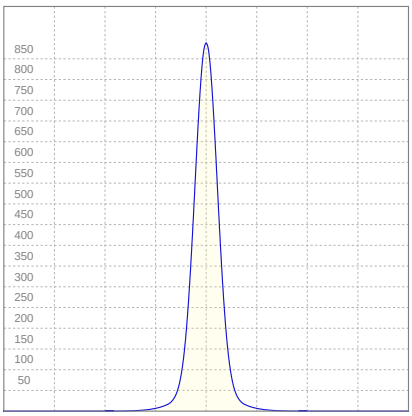

ELECTRICAL SPECIFICATIONS

Input voltage	Input current	Input power	Effeciency
225V	0,243A	26,3W	7lm/W

PROLIGHTS is a trademark of
MUSIC & LIGHTS S.r.l.
musiclights.it

Via A. Olivetti snc
04026 - Minturno (LT) ITALY
Tel: +39 0771 72190

prolights.it
info@prolights.it

ISO DIAGRAMS

ISO CANDELA DIAGRAM

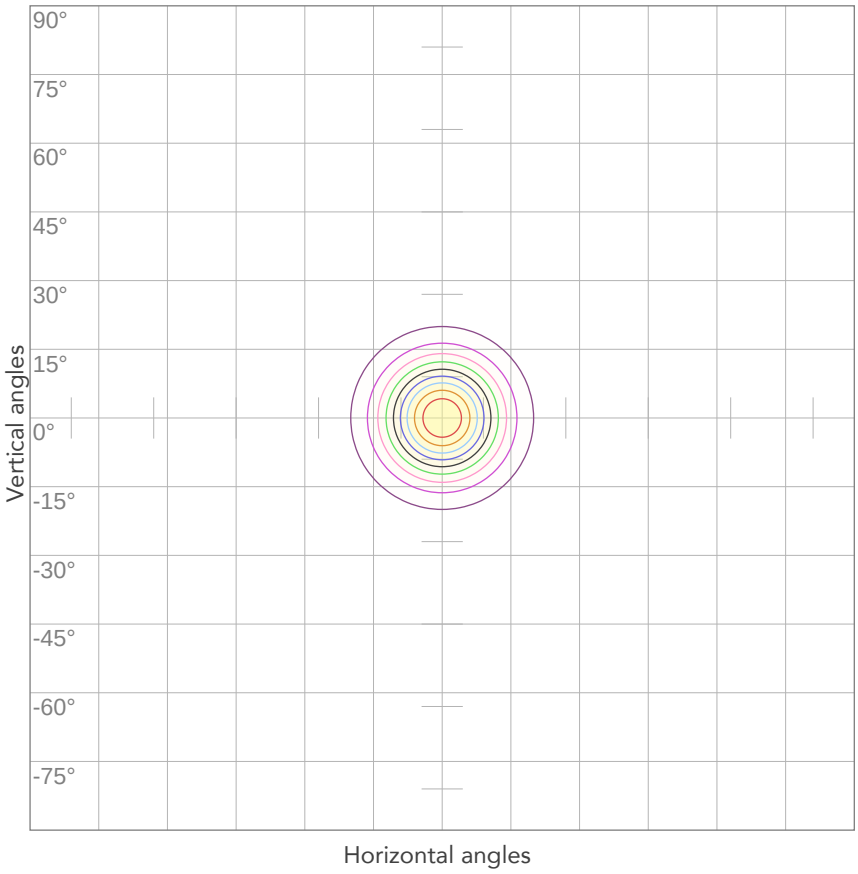

10%	89 cd
20%	177 cd
30%	266 cd
40%	355 cd
50%	444 cd
60%	532 cd
70%	621 cd
80%	710 cd

Conditions:

Number of c-planes: 2

Candela at center: 887 cd

ISO LUX DIAGRAM

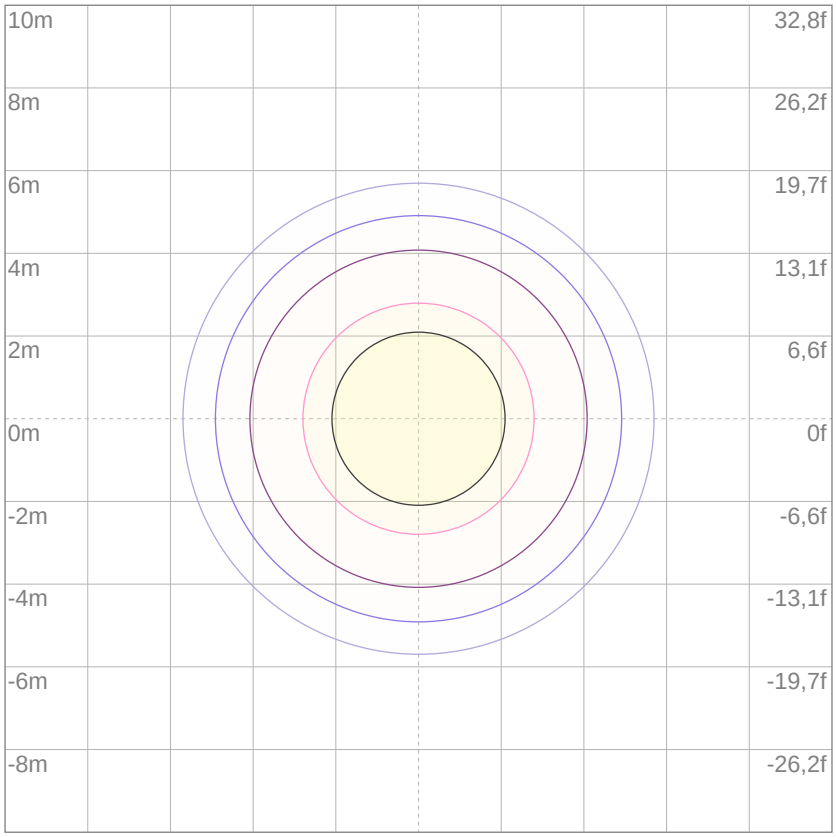

Mounting height: 10 meters (33 feet)

3%	0,266 lx
5%	0,444 lx
10%	0,887 lx
30%	2,66 lx
50%	4,44 lx

Conditions:

Number of c-planes: 2

Lux at center: 8,87 lx

Lux distribution on a surface when lamp is mounted at 10 meters from the surface.

PROLiGHTS

Total lumen output:

881 lm

Total candela output:

540 cd

Light quality:

CRI: 80,8

Color temperature:

3634 K

PRODUCT NAME:

MINIECLFRFC

MEASURAMENT CONDITIONS:

Beam angle:

Max Zoom

Target:

3200K

Operator:

Paolo Carvone

Date and time:

21/02/2020 16:06:50

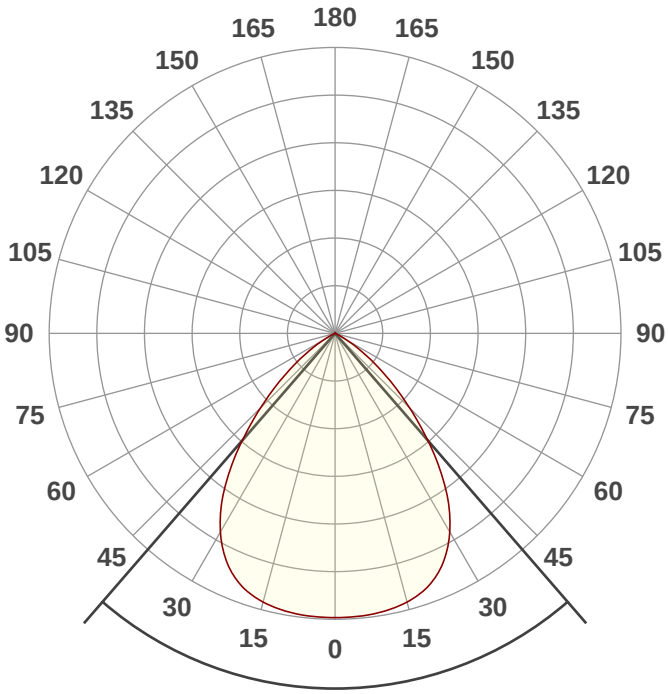

Beam angle **81,8°**

Spectra

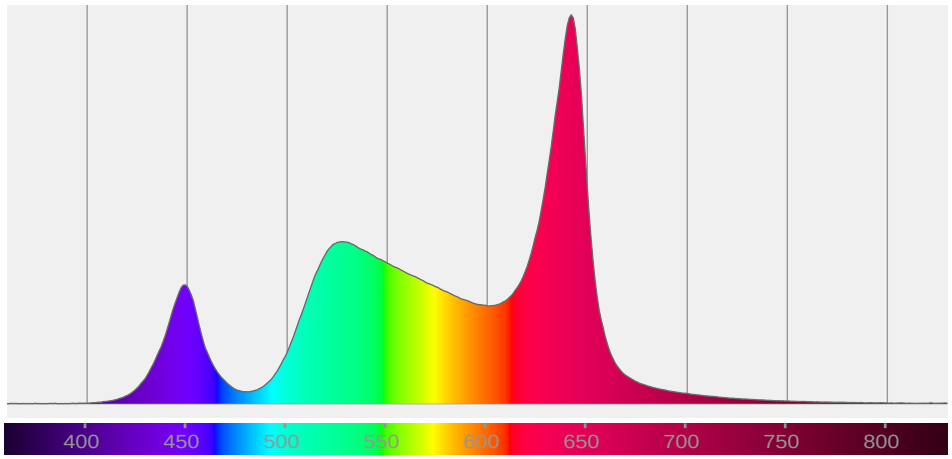

COLOR DETAILS

PROLiGHTS

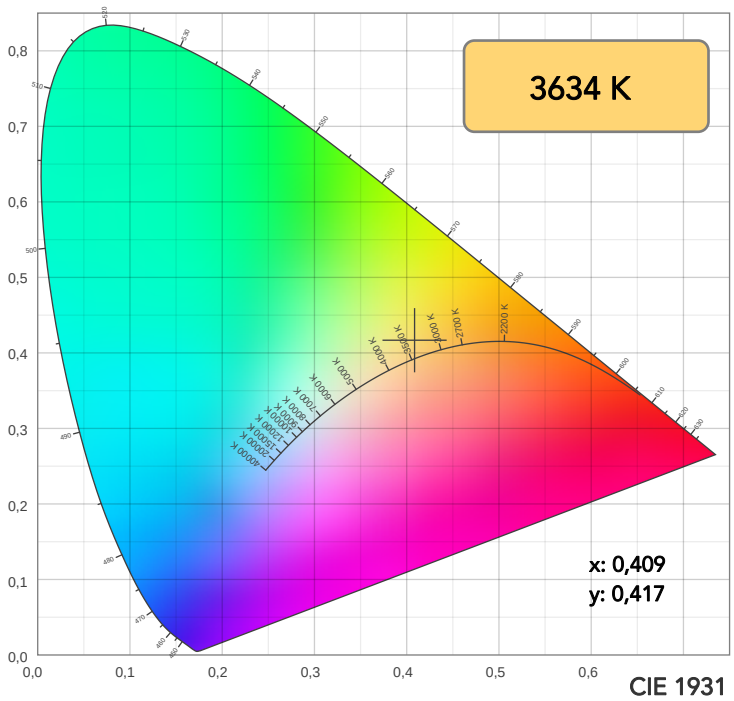

CIE 1931

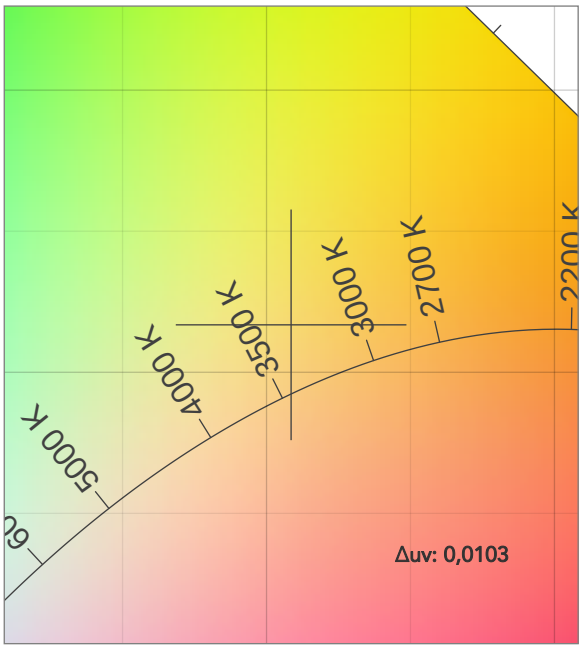

CIE 1931 ZOOM

TM30: 84,5

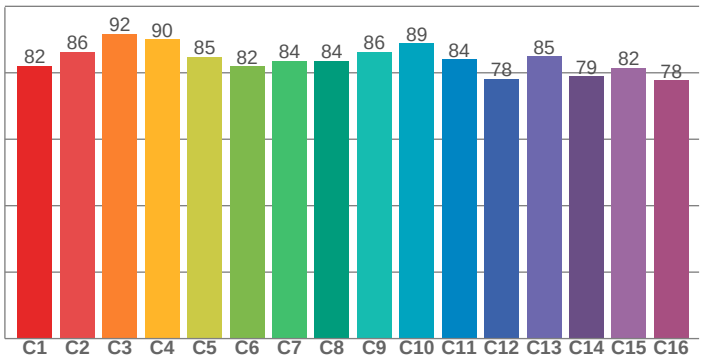

CRI: 80,8 (R1-R8)

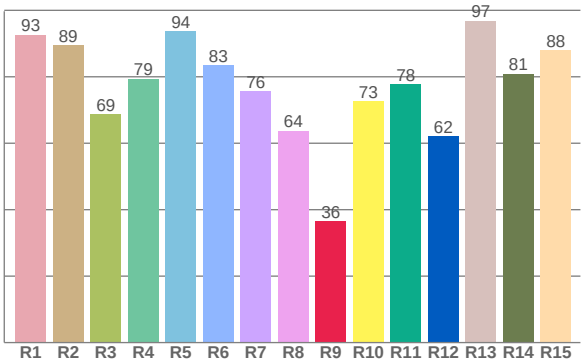

CRI R values, only R1-R8 are used to calculate final CRI value

R1	R2	R3	R4	R5	R6	R7	R8	R9	R10	R11	R12	R13	R14	R15
92,6	89,5	68,6	79,4	93,7	83,4	75,7	63,8	36,4	72,6	77,7	62,0	96,9	80,9	88,1

TM30 C values, 16 binned values out of total of 99 C values

C1	C2	C3	C4	C5	C6	C7	C8	C9	C10	C11	C12	C13	C14	C15	C16
82,2	86,3	91,7	90,1	84,9	81,9	83,6	83,6	86,3	88,8	84,1	78,1	84,9	79,0	81,5	77,8

CQS Q values

Q1	Q2	Q3	Q4	Q5	Q6	Q7	Q8	Q9	Q10	Q11	Q12	Q13	Q14	Q15
93,3	96,3	86,7	91,1	85,2	79,0	88,9	93,3	85,9	91,6	86,0	83,3	81,1	92,1	96,8

CQS: 87,6

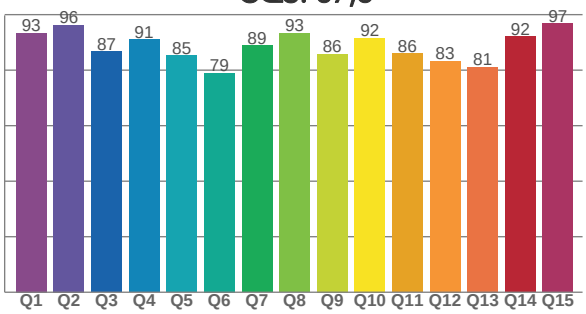

COLOR PARAMETERS

Color temperature	Color rendering index	Red component	Color fidelity	Color gamut	Color quality scale	Television lighting index	Color coordinate cie 1931	Color coordinate cie 1931	Color diviation from black body
CCT	CRI	CRI R9	TM30 Rf	TM30 Rg	CQS	TLCI	x	y	Δuv
3634 K	80,8	36,4	84,5	108,8	87,6	78	0,409	0,417	0,0103

PROLIGHTS is a trademark of
MUSIC & LIGHTS S.r.l.
musiclights.it

Via A. Olivetti snc
04026 - Minturno (LT) ITALY
Tel: +39 0771 72190

prolights.it
info@prolights.it

TM30 DETAILS

PROLiGHTS

Rf 84,5

Fidelity index Rf

Rg 108,8

Gammut index

		Graphic shifts (%)	
Hue Bin	R_f	Chroma	Hue
1	82	7%	-5%
2	86	3%	-6%
3	92	1%	-1%
4	90	1%	5%
5	85	5%	7%
6	82	10%	4%
7	84	9%	-4%
8	84	5%	-7%
9	86	-1%	-8%
10	89	-6%	-1%
11	84	-3%	9%
12	78	2%	11%
13	85	5%	9%
14	79	10%	13%
15	82	11%	4%
16	78	12%	-4%

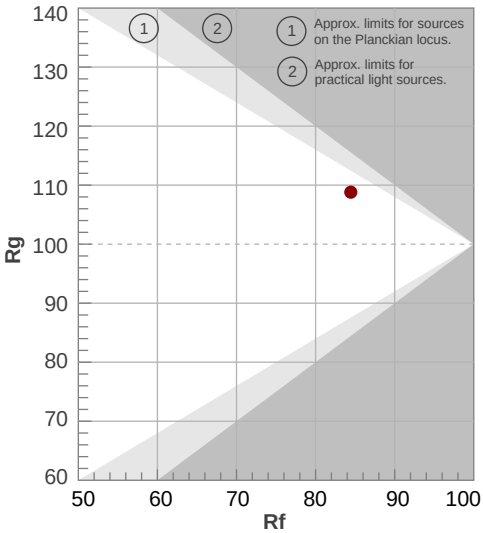

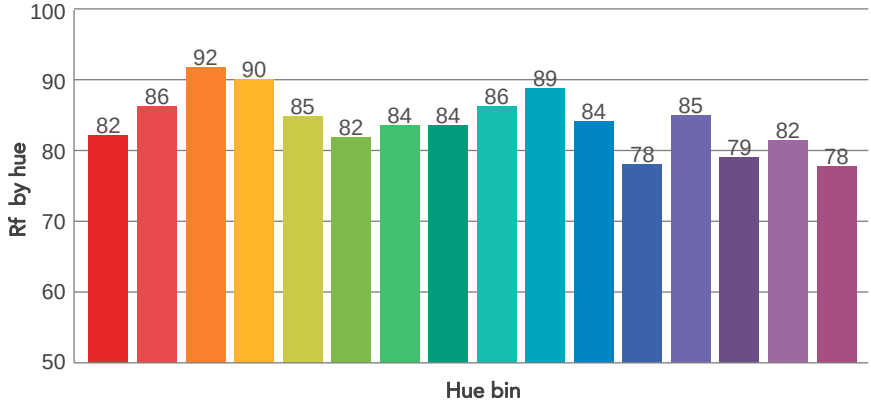

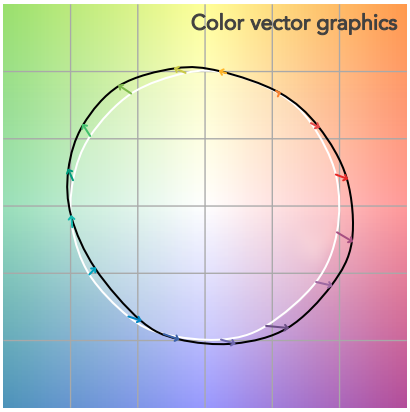

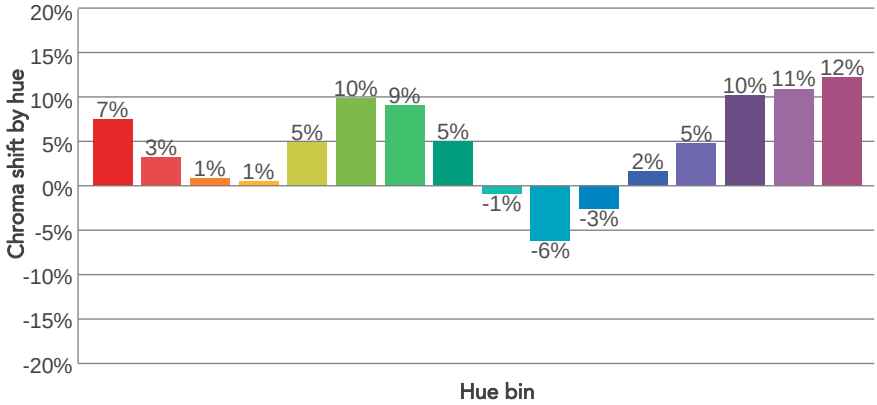

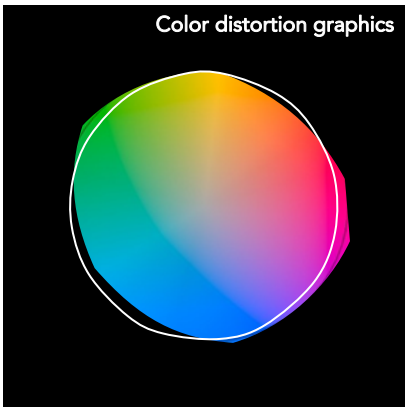

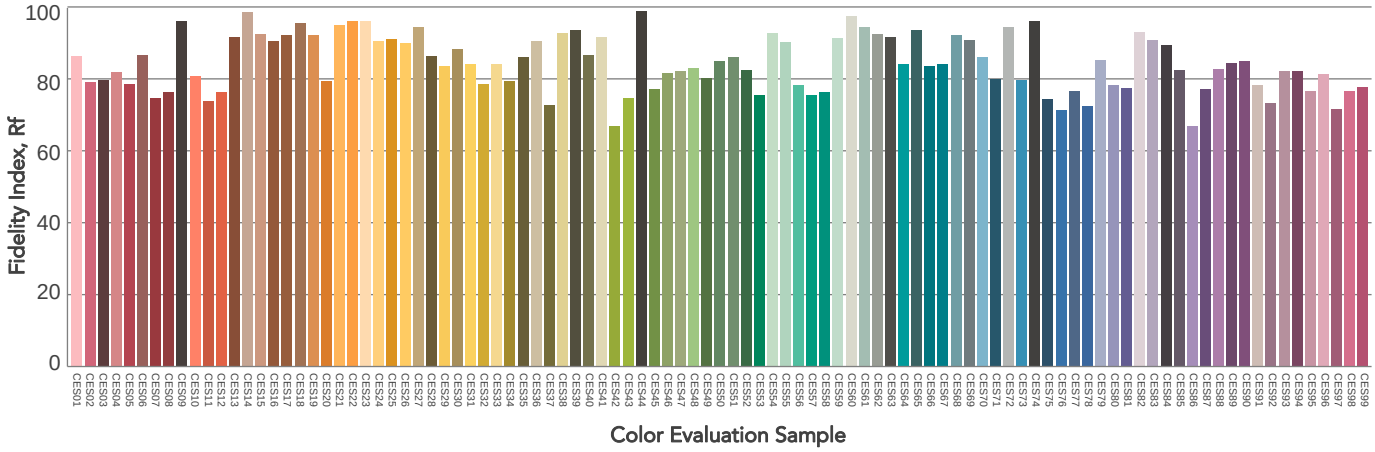

PROLIGHTS is a trademark of
MUSIC & LIGHTS S.r.l.
musiclights.it

Via A. Olivetti snc
04026 - Minturno (LT) ITALY
Tel: +39 0771 72190

prolights.it
info@prolights.it

BEAM DETAILS

Beam angle 50%	Field angle 10%	Cutoff angle 2,5%	Intensity ratio in 120° cone	Intensity ratio in 90° cone
81,8°	113,4°	126,3°	98,7%	83,9%

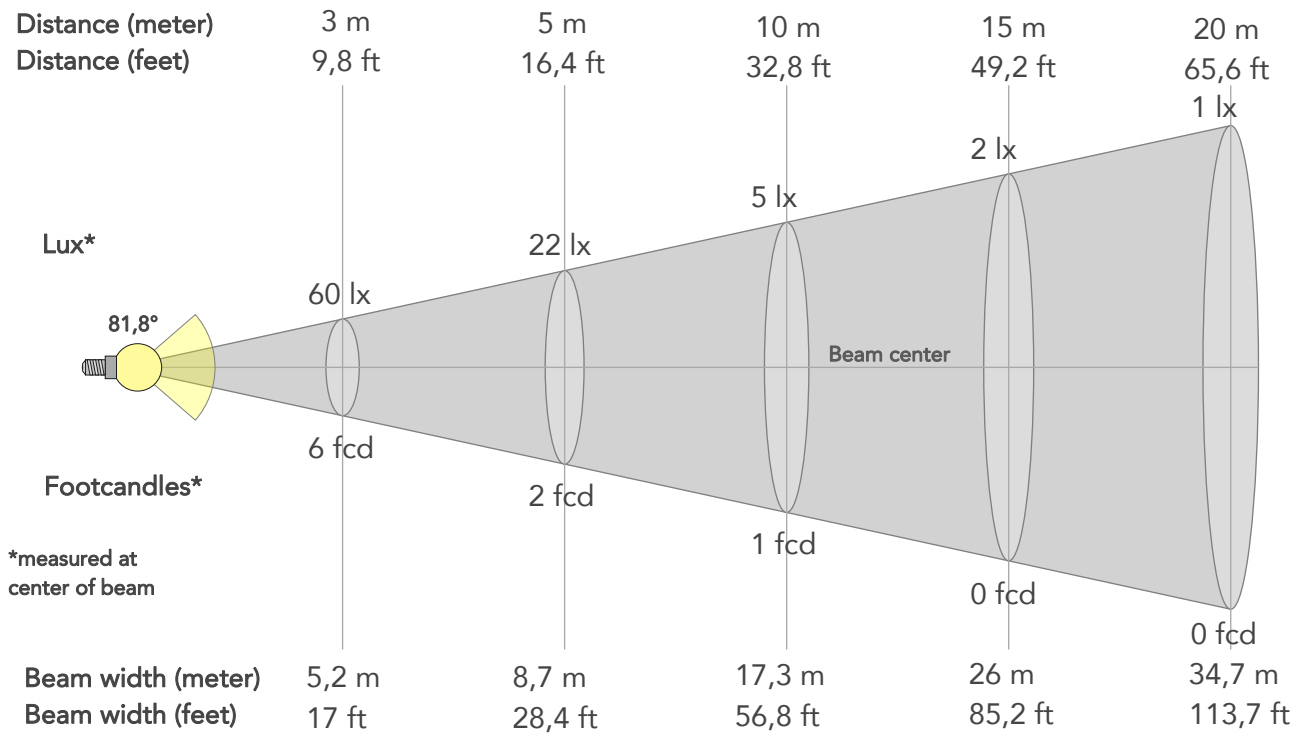

BEAM INTENSITIES AND WIDTHS

Distance	1m	2m	3m	4m	5m	7,5m	10m	15m	20m	25m	30m	40m	50m
Distance	3,3ft	6,6ft	9,8ft	13,1ft	16,4ft	24,6ft	32,8ft	49,2ft	65,6ft	82ft	98,4ft	131,2ft	164ft
Lux	540lx	135lx	60lx	34lx	22lx	10lx	5lx	2lx	1lx	1lx	1lx	0lx	0lx
Footcand.	50fcd	13fcd	6fcd	3fcd	2fcd	1fcd	1fcd	0fcd	0fcd	0fcd	0fcd	0fcd	0fcd
Beam wid.	1,7m	3,5m	5,2m	6,9m	8,7m	13m	17,3m	26m	34,7m	43,3m	52m	69,3m	86,6m
Beam wid.	5,7ft	11,4ft	17ft	22,7ft	28,4ft	42,6ft	56,8ft	85,2ft	113,7ft	142,1ft	170,5ft	227,3ft	284,1ft

LINEAR DISTRIBUTION DIAGRAM

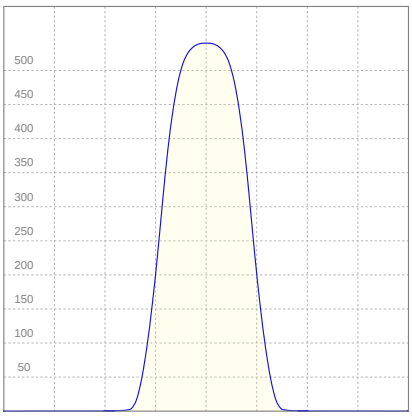

ELECTRICAL SPECIFICATIONS

Input voltage	Input current	Input power	Effeciency
226V	0,256A	26,9W	33lm/W

PROLIGHTS is a trademark of
MUSIC & LIGHTS S.r.l.
musiclights.it

Via A. Olivetti snc
04026 - Minturno (LT) ITALY
Tel: +39 0771 72190

prolights.it
info@prolights.it

ISO DIAGRAMS

PROLiGHTS

ISO CANDELA DIAGRAM

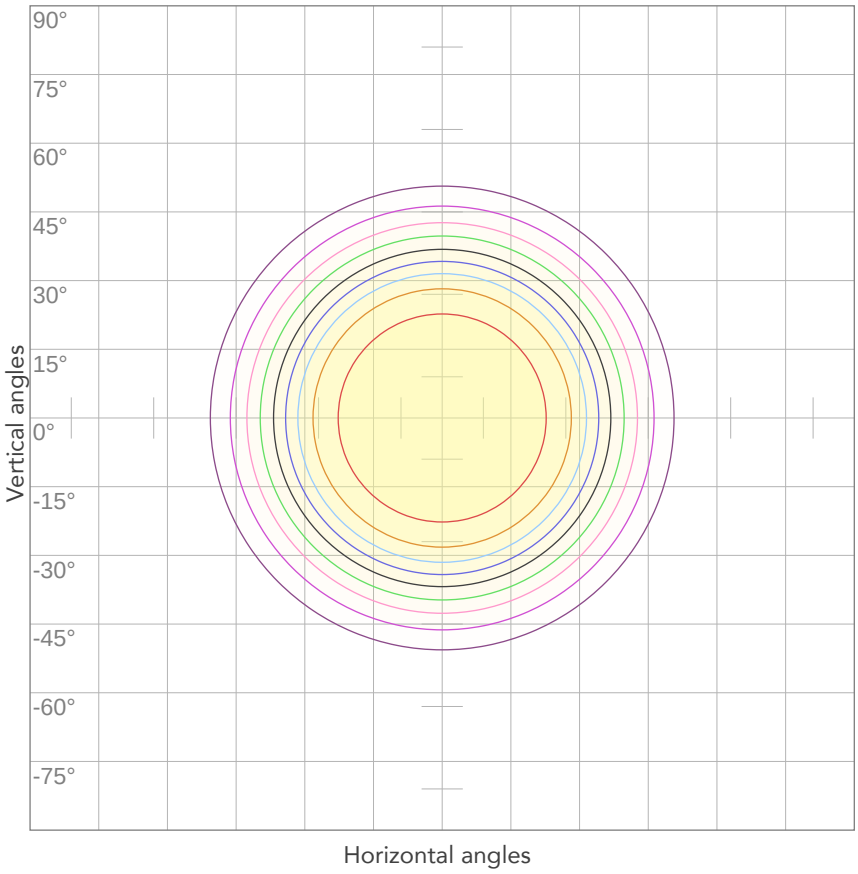

10%	54 cd
20%	108 cd
30%	162 cd
40%	216 cd
50%	270 cd
60%	324 cd
70%	378 cd
80%	432 cd

Conditions:

Number of c-planes: 2

Candela at center: 540 cd

ISO LUX DIAGRAM

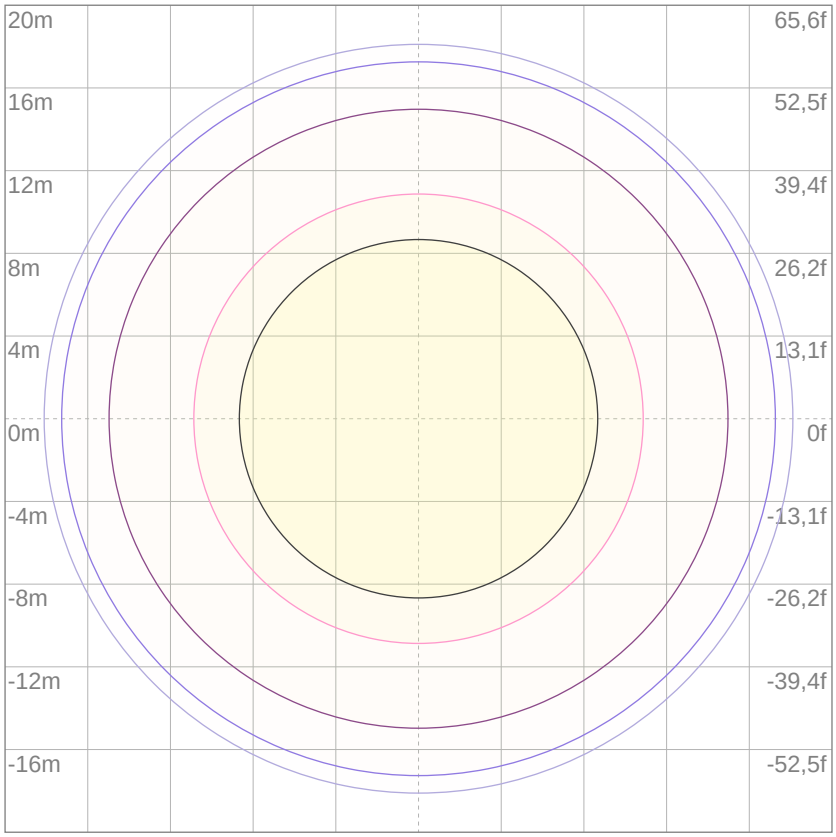

Mounting height: 10 meters (33 feet)

3%	0,162 lx
5%	0,270 lx
10%	0,540 lx
30%	1,62 lx
50%	2,70 lx

Conditions:

Number of c-planes: 2

Lux at center: 5,40 lx

Lux distribution on a surface when lamp is mounted at 10 meters from the surface.

Total lumen output:

192 lm

Total candela output:

875 cd

Light quality:

CRI: 79,3

Color temperature:

3448 K

PRODUCT NAME:

MINIECLFRFC

MEASURAMENT CONDITIONS:

Beam angle:

Min Zoom

Target:

3200K

Operator:

Paolo Carvone

Date and time:

21/02/2020 15:39:01

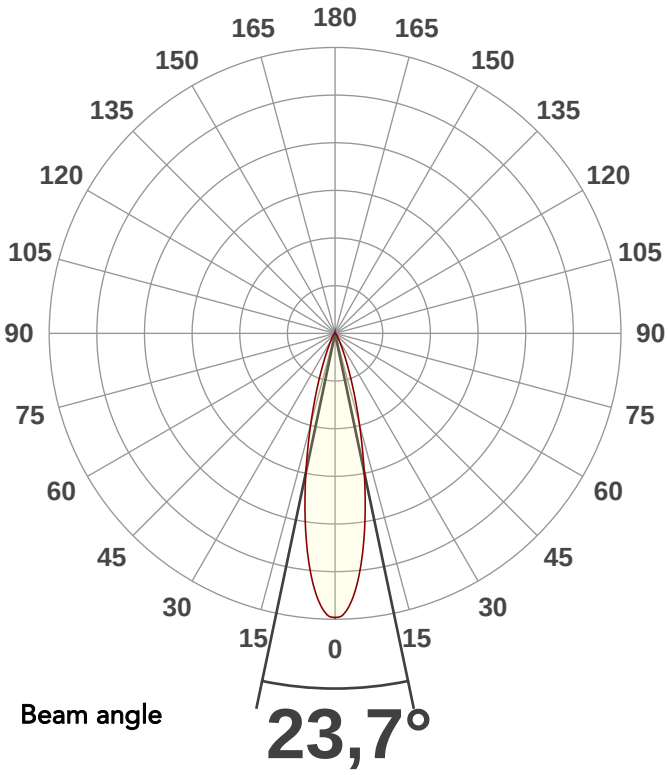

Spectra

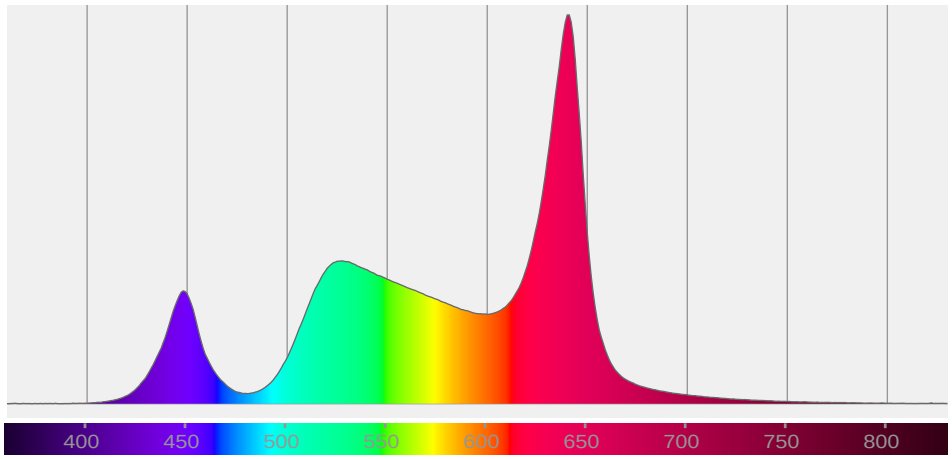

COLOR DETAILS

PROLiGHTS

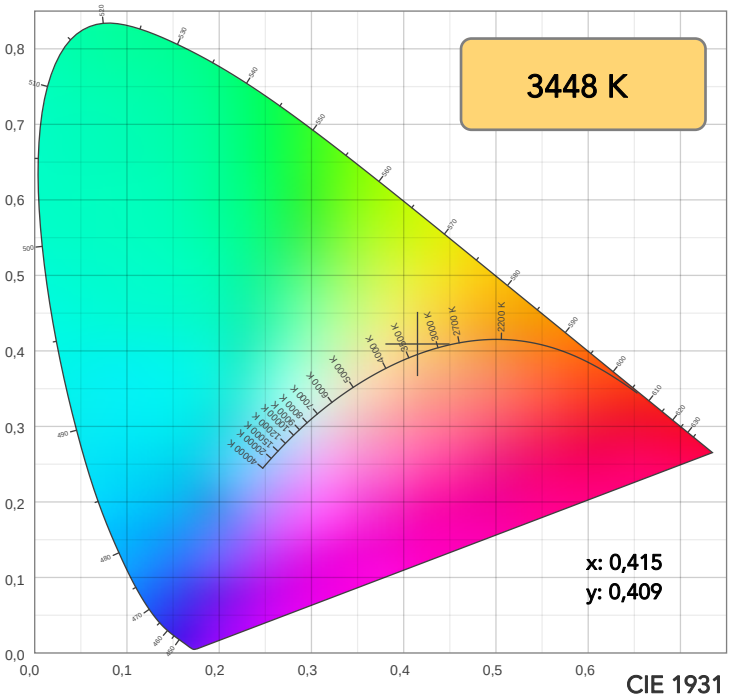

CIE 1931

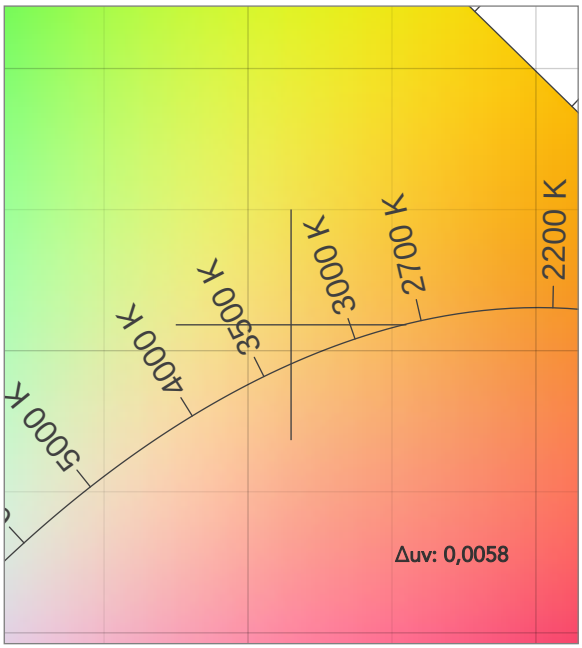

CIE 1931 ZOOM

TM30: 83,1

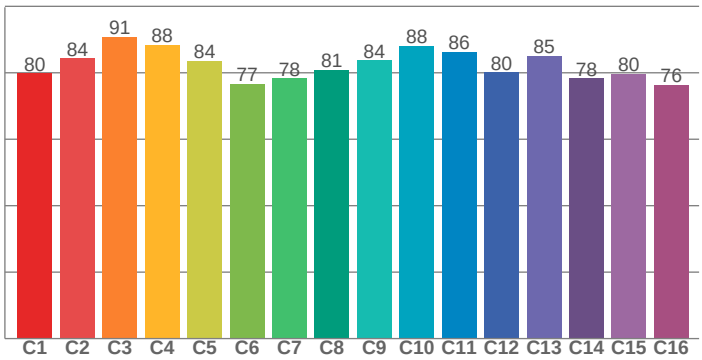

CRI: 79,3 (R1-R8)

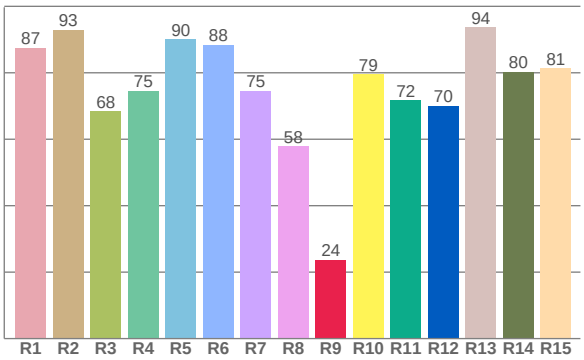

CRI R values, only R1-R8 are used to calculate final CRI value

R1	R2	R3	R4	R5	R6	R7	R8	R9	R10	R11	R12	R13	R14	R15
87,5	92,9	68,4	74,6	90,2	88,4	74,6	57,9	23,8	79,5	71,6	70,1	93,7	80,3	81,4

TM30 C values, 16 binned values out of total of 99 C values

C1	C2	C3	C4	C5	C6	C7	C8	C9	C10	C11	C12	C13	C14	C15	C16
79,8	84,3	90,7	88,4	83,6	76,6	78,3	80,8	83,7	88,2	86,3	80,1	85,1	78,3	79,7	76,3

CQS Q values

Q1	Q2	Q3	Q4	Q5	Q6	Q7	Q8	Q9	Q10	Q11	Q12	Q13	Q14	Q15
93,1	95,9	87,0	91,2	82,7	75,7	87,6	93,0	85,4	93,4	89,3	84,4	81,0	92,0	95,7

CQS: 87,2

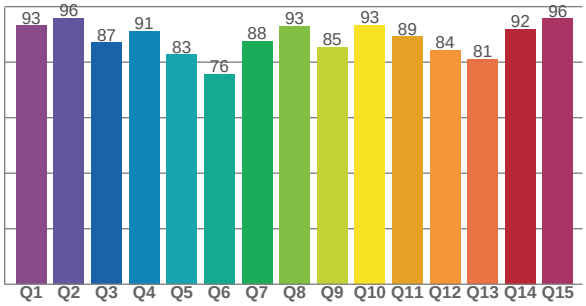

COLOR PARAMETERS

Color temperature	Color rendering index	Red component	Color fidelity	Color gamut	Color quality scale	Television lighting index	Color coordinate cie 1931	Color coordinate cie 1931	Color diviation from black body
CCT	CRI	CRI R9	TM30 Rf	TM30 Rg	CQS	TLCI	x	y	Δuv
3448 K	79,3	23,8	83,1	111,6	87,2	73	0,415	0,409	0,0058

PROLIGHTS is a trademark of
MUSIC & LIGHTS S.r.l.
musiclights.it

Via A. Olivetti snc
04026 - Minturno (LT) ITALY
Tel: +39 0771 72190

prolights.it
info@prolights.it

TM30 DETAILS

PROLiGHTS

Rf 83,1

Fidelity index Rf

Rg 111,6

Gammut index

		Graphic shifts (%)	
Hue Bin	R_f	Chroma	Hue
1	80	9%	-5%
2	84	5%	-6%
3	91	2%	-1%
4	88	2%	5%
5	84	7%	8%
6	77	12%	5%
7	78	12%	-4%
8	81	7%	-8%
9	84	1%	-10%
10	88	-5%	-4%
11	86	-2%	7%
12	80	2%	10%
13	85	5%	9%
14	78	10%	13%
15	80	12%	5%
16	76	13%	-4%

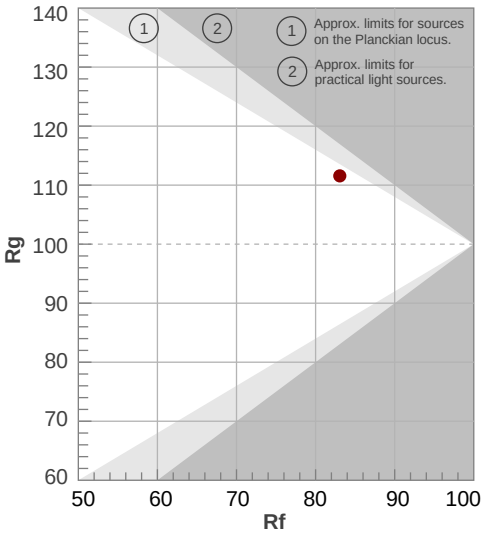

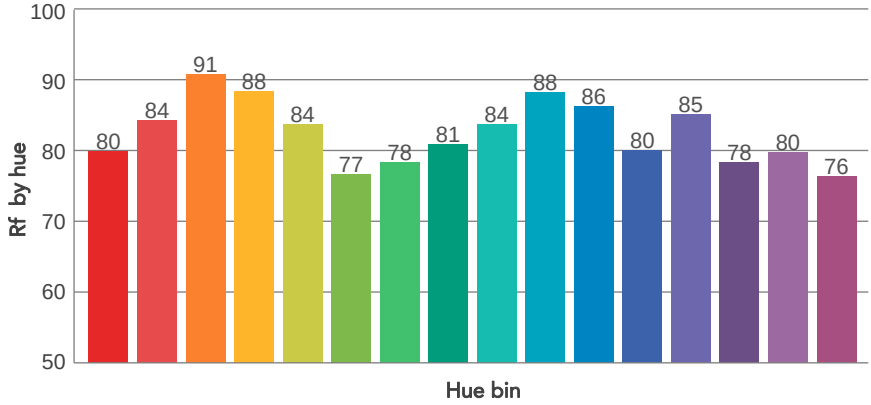

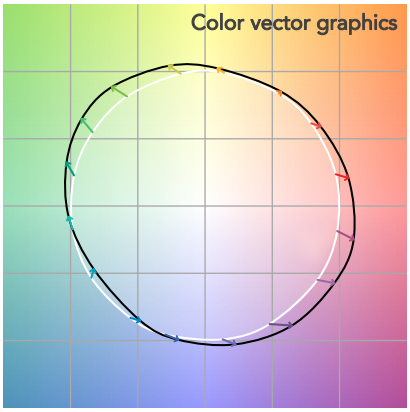

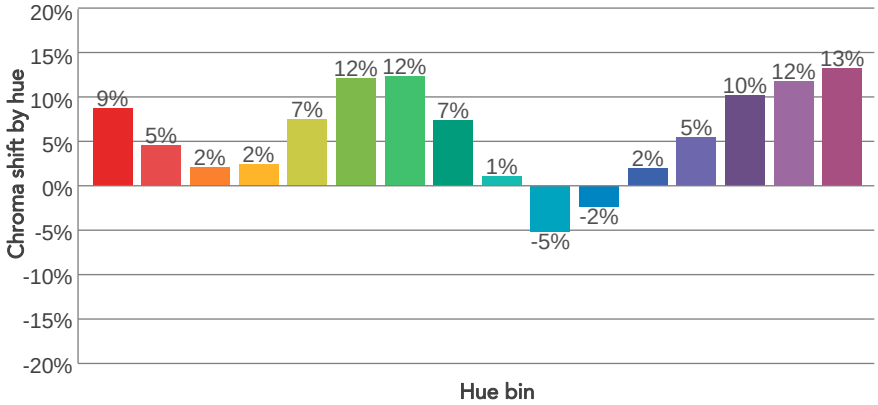

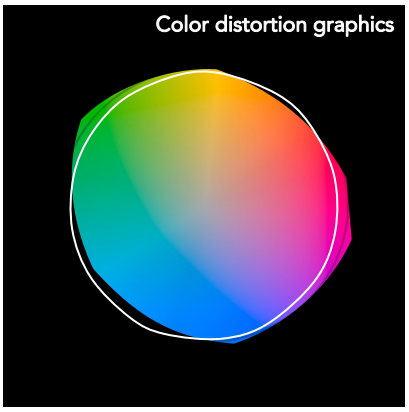

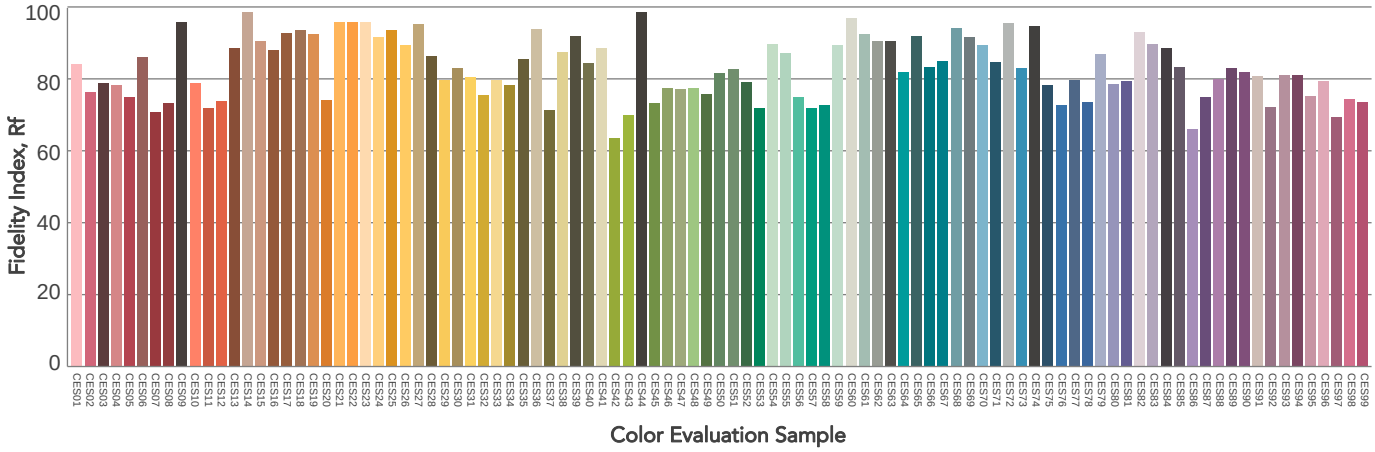

PROLIGHTS is a trademark of
MUSIC & LIGHTS S.r.l.
musiclights.it

Via A. Olivetti snc
04026 - Minturno (LT) ITALY
Tel: +39 0771 72190

prolights.it
info@prolights.it

BEAM DETAILS

Beam angle 50%	Field angle 10%	Cutoff angle 2,5%	Intensity ratio in 120° cone	Intensity ratio in 90° cone
23,7°	44,4°	62,4°	99,3%	96,9%

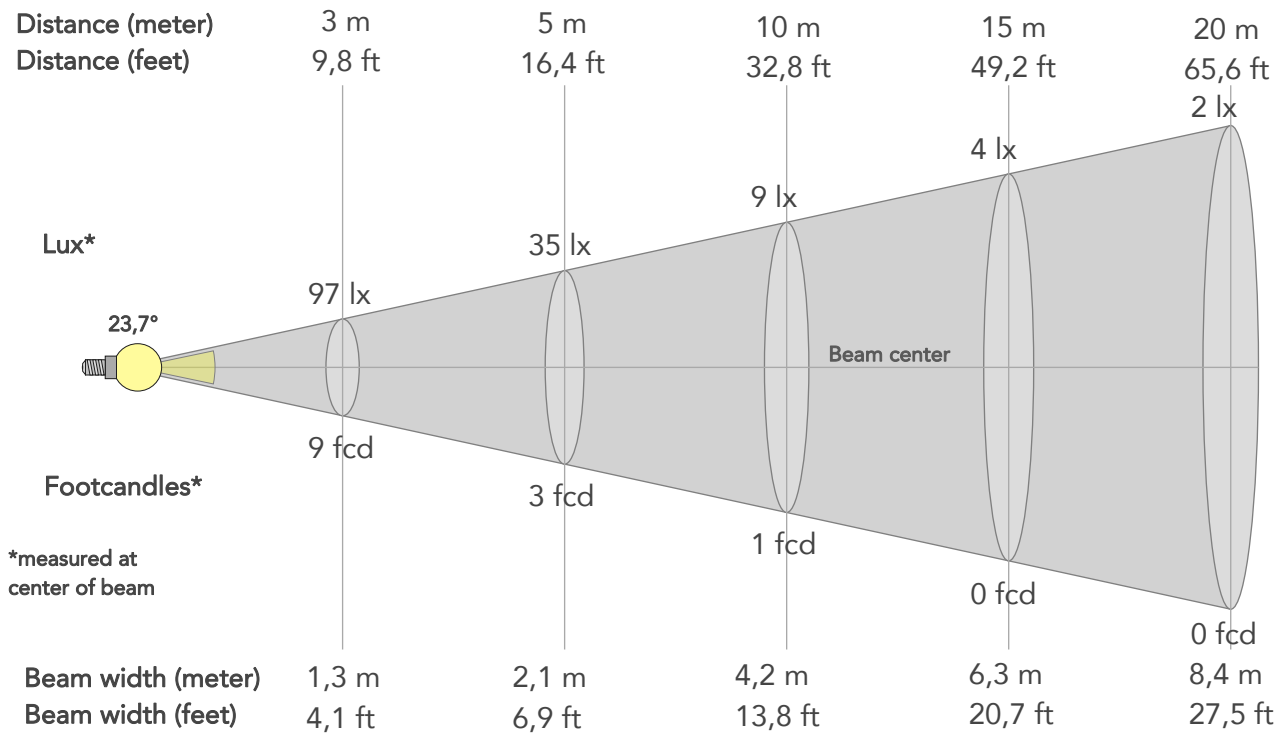

BEAM INTENSITIES AND WIDTHS

Distance	1m	2m	3m	4m	5m	7,5m	10m	15m	20m	25m	30m	40m	50m
Distance	3,3ft	6,6ft	9,8ft	13,1ft	16,4ft	24,6ft	32,8ft	49,2ft	65,6ft	82ft	98,4ft	131,2ft	164ft
Lux	875lx	219lx	97lx	55lx	35lx	16lx	9lx	4lx	2lx	1lx	1lx	1lx	0lx
Footcand.	81fcd	20fcd	9fcd	5fcd	3fcd	1fcd	1fcd	0fcd	0fcd	0fcd	0fcd	0fcd	0fcd
Beam wid.	0,4m	0,8m	1,3m	1,7m	2,1m	3,1m	4,2m	6,3m	8,4m	10,5m	12,6m	16,8m	21m
Beam wid.	1,4ft	2,8ft	4,1ft	5,5ft	6,9ft	10,3ft	13,8ft	20,7ft	27,5ft	34,4ft	41,3ft	55,1ft	68,8ft

LINEAR DISTRIBUTION DIAGRAM

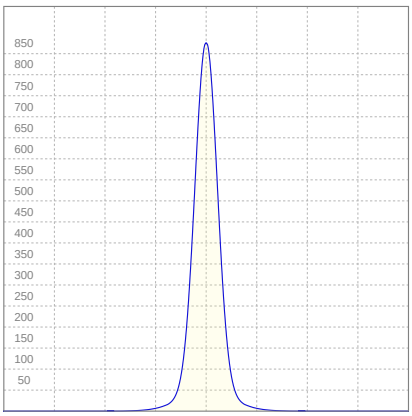

ELECTRICAL SPECIFICATIONS

Input voltage	Input current	Input power	Effeciency
225V	0,251A	27,1W	7lm/W

PROLIGHTS is a trademark of
MUSIC & LIGHTS S.r.l.
musiclights.it

Via A. Olivetti snc
04026 - Minturno (LT) ITALY
Tel: +39 0771 72190

prolights.it
info@prolights.it

ISO DIAGRAMS

ISO CANDELA DIAGRAM

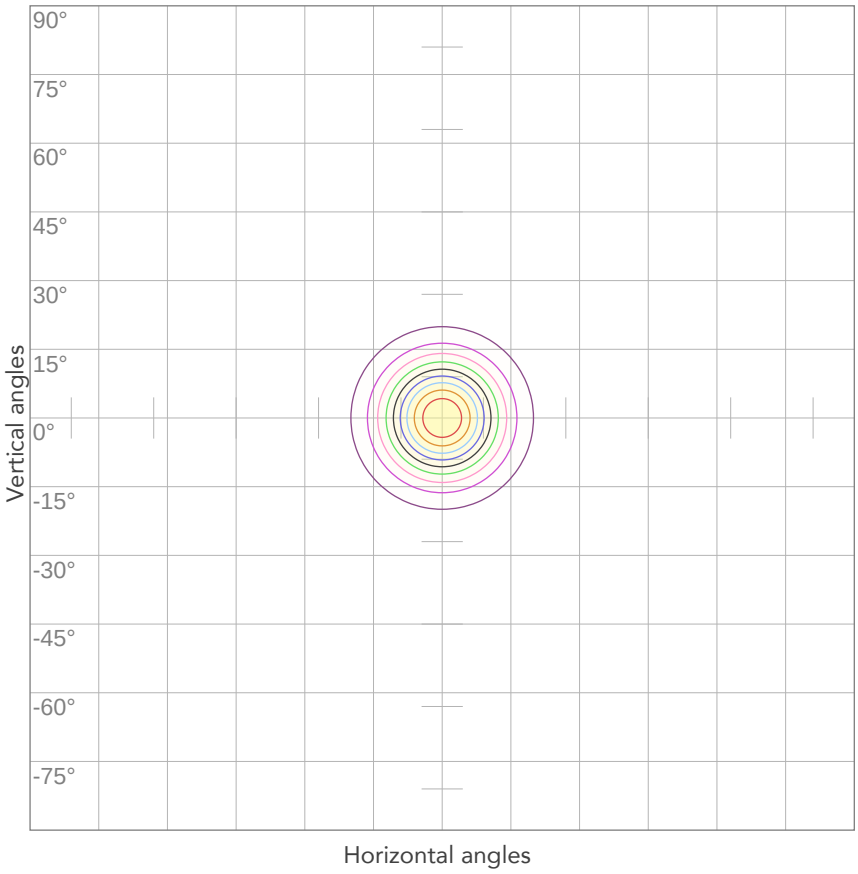

10%	87 cd
20%	175 cd
30%	262 cd
40%	350 cd
50%	437 cd
60%	525 cd
70%	612 cd
80%	700 cd

Conditions:

Number of c-planes: 2

Candela at center: 875 cd

ISO LUX DIAGRAM

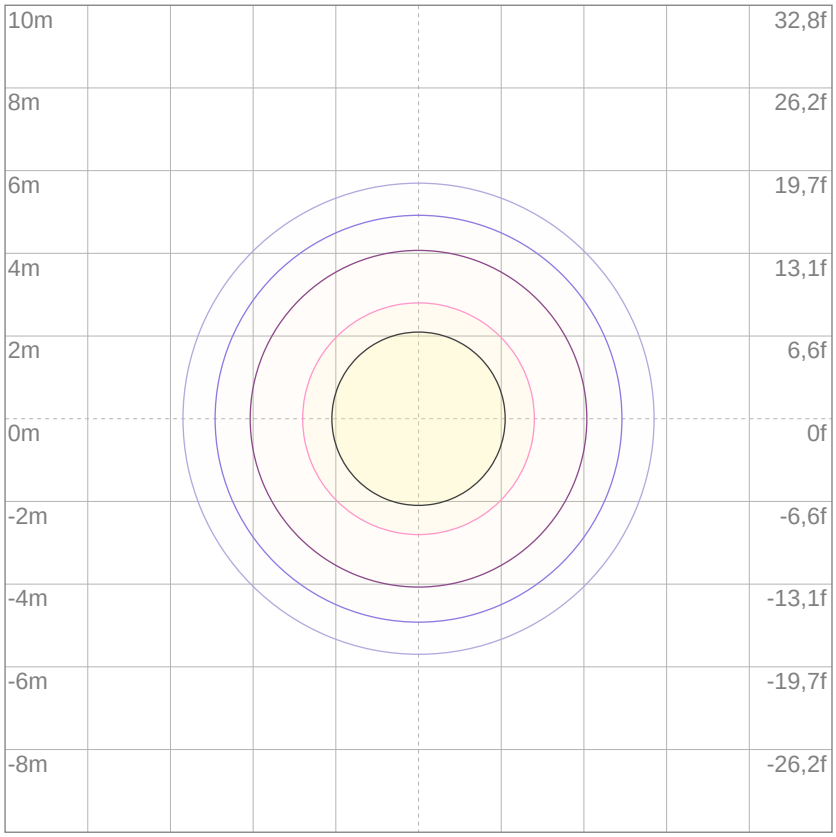

Mounting height: 10 meters (33 feet)

3%	0,262 lx
5%	0,437 lx
10%	0,875 lx
30%	2,62 lx
50%	4,37 lx

Conditions:

Number of c-planes: 2

Lux at center: 8,75 lx

Lux distribution on a surface when lamp is mounted at 10 meters from the surface.

PROLiGHTS

Total lumen output:

867 lm

Total candela output:

527 cd

Light quality:

CRI: 81,9

Color temperature:

4607 K

PRODUCT NAME:

MINIECLFRFC

MEASURAMENT CONDITIONS:

Beam angle:

Max Zoom

Target:

4200K

Operator:

Paolo Carvone

Date and time:

21/02/2020 16:04:44

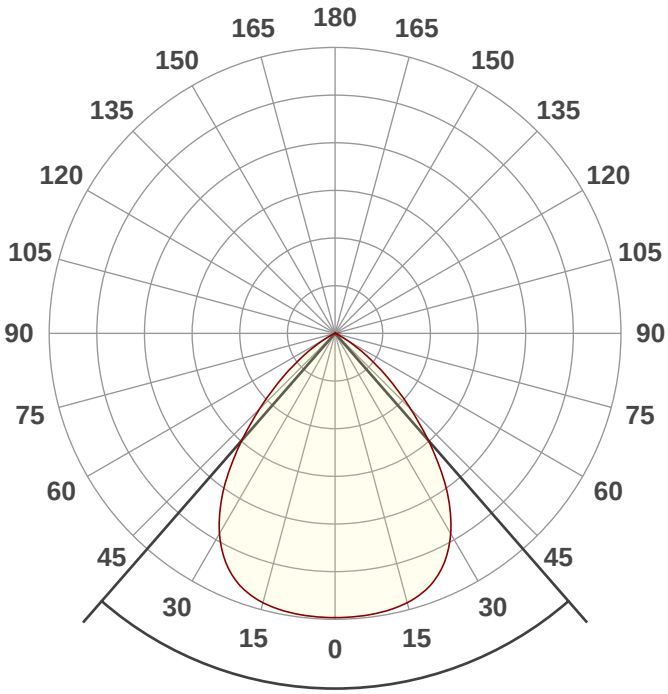

Beam angle **82,2°**

Spectra

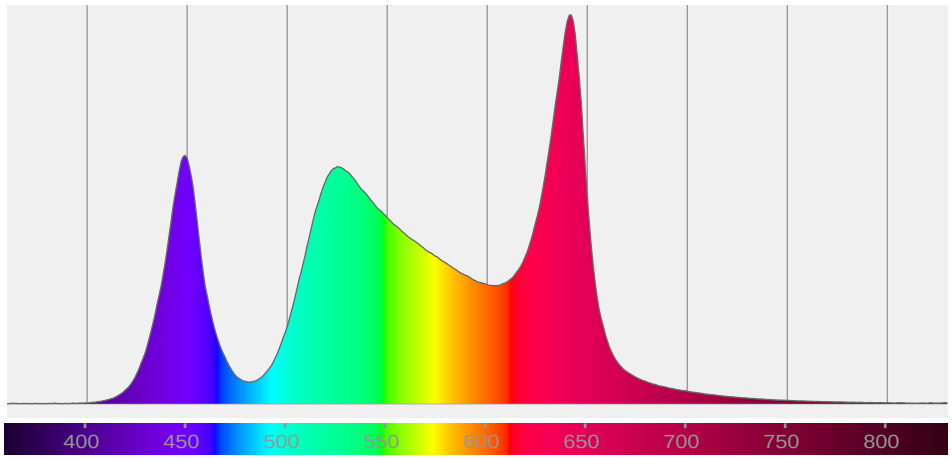

PROLIGHTS is a trademark of
MUSIC & LIGHTS S.r.l.
musiclights.it

Via A. Olivetti snc
04026 - Minturno (LT) ITALY
Tel: +39 0771 72190

prolights.it
info@prolights.it

COLOR DETAILS

PROLiGHTS

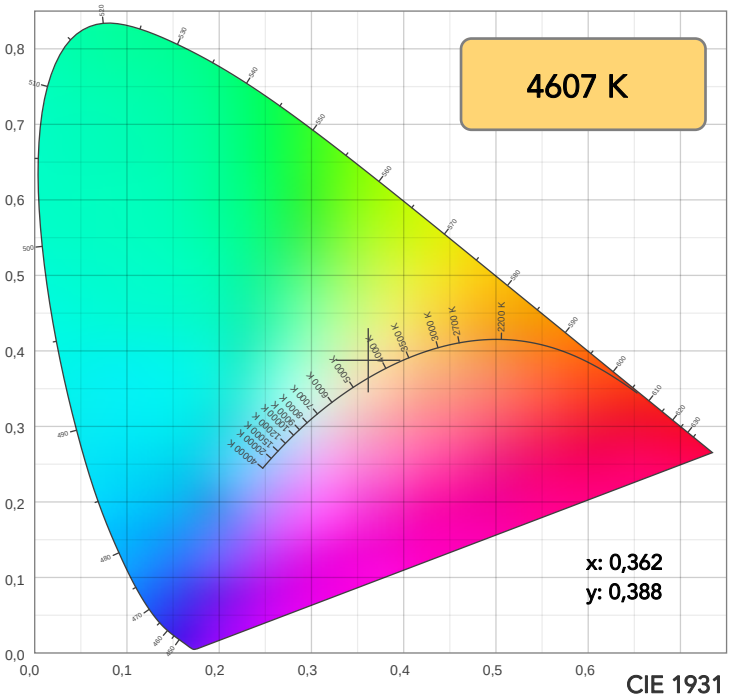

CIE 1931

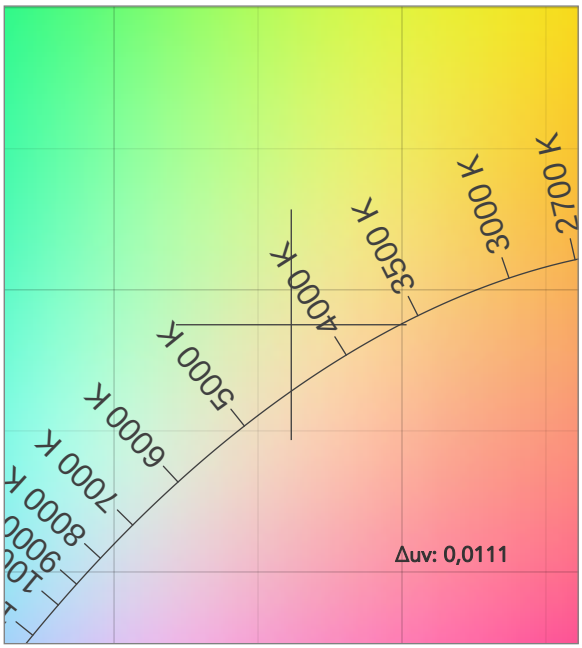

CIE 1931 ZOOM

TM30: 83,8

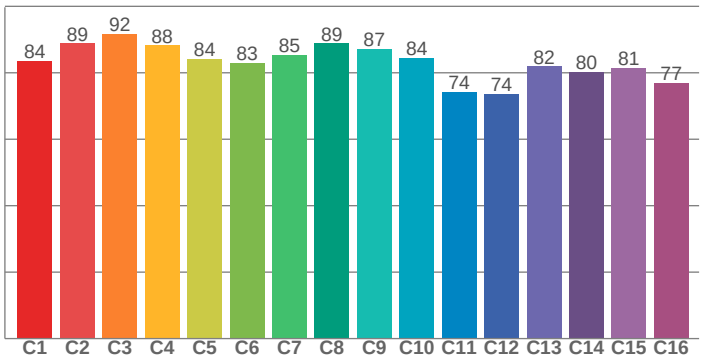

CRI: 81,9 (R1-R8)

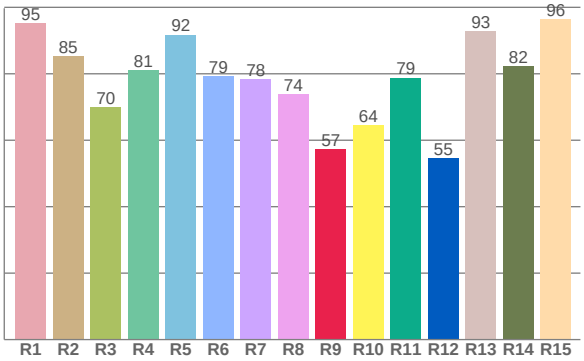

CRI R values, only R1-R8 are used to calculate final CRI value

R1	R2	R3	R4	R5	R6	R7	R8	R9	R10	R11	R12	R13	R14	R15
95,3	85,4	69,9	81,1	91,8	79,2	78,4	73,9	57,2	64,5	78,8	54,6	92,7	82,3	96,3

TM30 C values, 16 binned values out of total of 99 C values

C1	C2	C3	C4	C5	C6	C7	C8	C9	C10	C11	C12	C13	C14	C15	C16
83,6	88,9	91,8	88,2	84,2	83,0	85,4	88,8	87,2	84,5	74,3	73,6	82,0	80,3	81,4	77,0

CQS Q values

Q1	Q2	Q3	Q4	Q5	Q6	Q7	Q8	Q9	Q10	Q11	Q12	Q13	Q14	Q15
95,3	95,1	80,7	88,1	87,7	80,7	86,3	96,0	86,4	89,3	91,4	88,2	84,5	94,0	97,8

CQS: 88,2

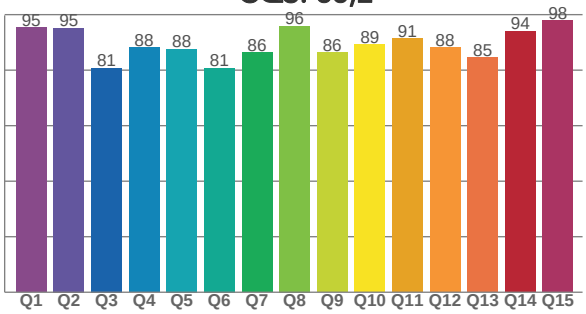

COLOR PARAMETERS

Color temperature	Color rendering index	Red component	Color fidelity	Color gamut	Color quality scale	Television lighting index	Color coordinate cie 1931	Color coordinate cie 1931	Color diviation from black body
CCT	CRI	CRI R9	TM30 Rf	TM30 Rg	CQS	TLCI	x	y	Δuv
4607 K	81,9	57,2	83,8	106,9	88,2	78	0,362	0,388	0,0111

PROLIGHTS is a trademark of
MUSIC & LIGHTS S.r.l.
musiclights.it

Via A. Olivetti snc
04026 - Minturno (LT) ITALY
Tel: +39 0771 72190

prolights.it
info@prolights.it

TM30 DETAILS

PROLiGHTS

Rf 83,8

Fidelity index Rf

Rg 106,9

Gammut index

Hue Bin	R_f	Graphic shifts (%) Chroma	Hue
1	84	6%	-5%
2	89	1%	-5%
3	92	0%	1%
4	88	0%	6%
5	84	4%	7%
6	83	9%	3%
7	85	7%	-4%
8	89	1%	-6%
9	87	-5%	-5%
10	84	-7%	5%
11	74	-2%	15%
12	74	2%	14%
13	82	6%	13%
14	80	8%	7%
15	81	12%	2%
16	77	12%	-7%

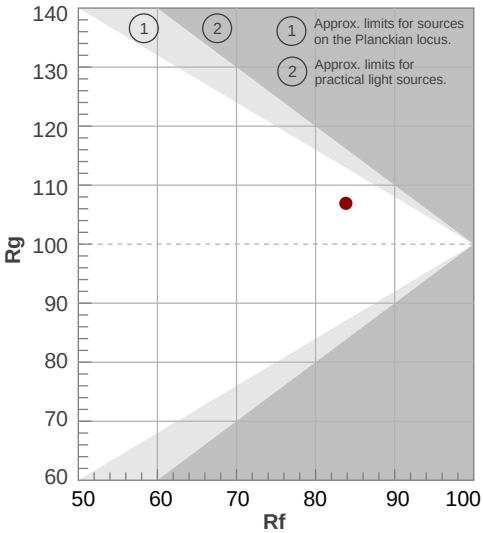

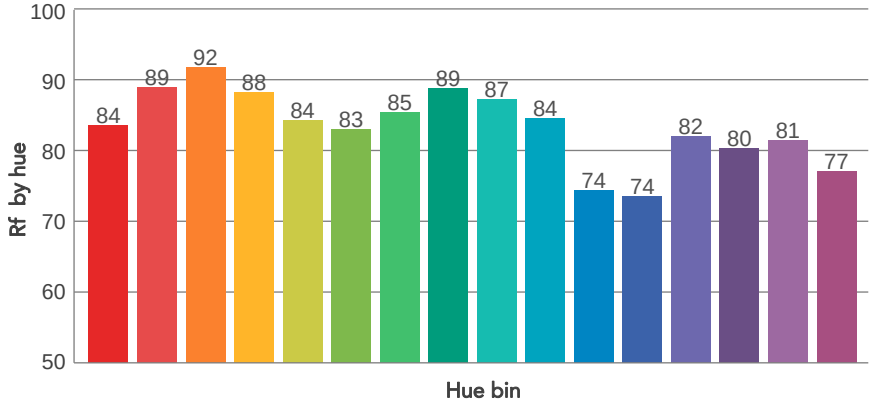

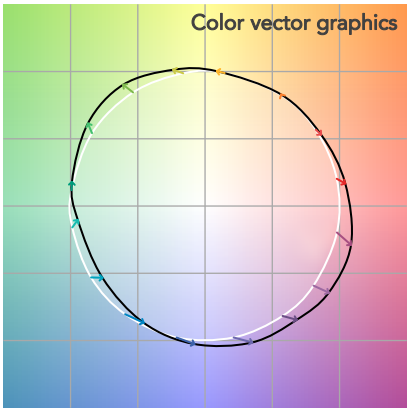

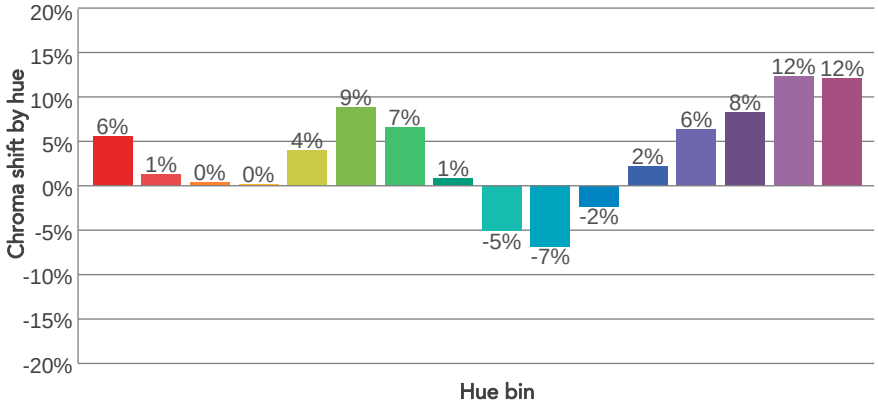

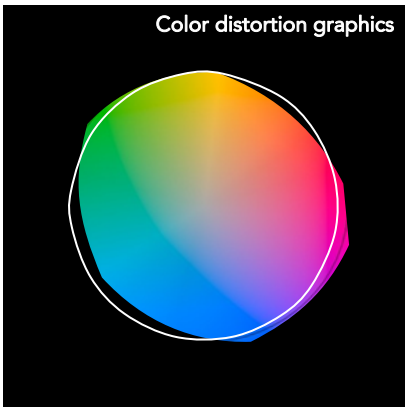

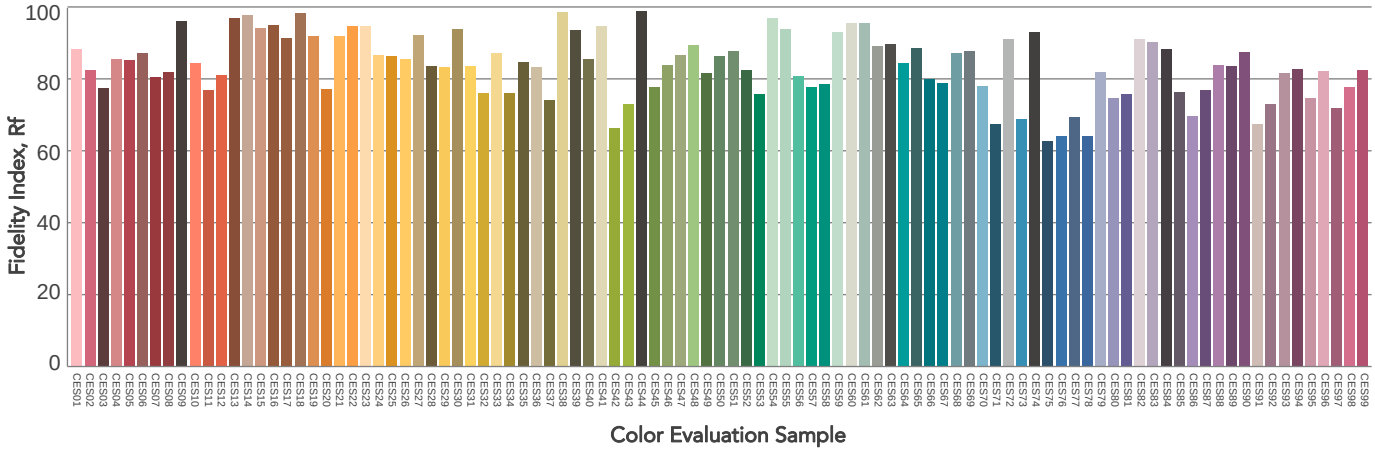

PROLIGHTS is a trademark of
MUSIC & LIGHTS S.r.l.
musiclights.it

Via A. Olivetti snc
04026 - Minturno (LT) ITALY
Tel: +39 0771 72190

prolights.it
info@prolights.it

BEAM DETAILS

Beam angle 50%	Field angle 10%	Cutoff angle 2,5%	Intensity ratio in 120° cone	Intensity ratio in 90° cone
82,2°	113,9°	126,4°	98,6%	83,6%

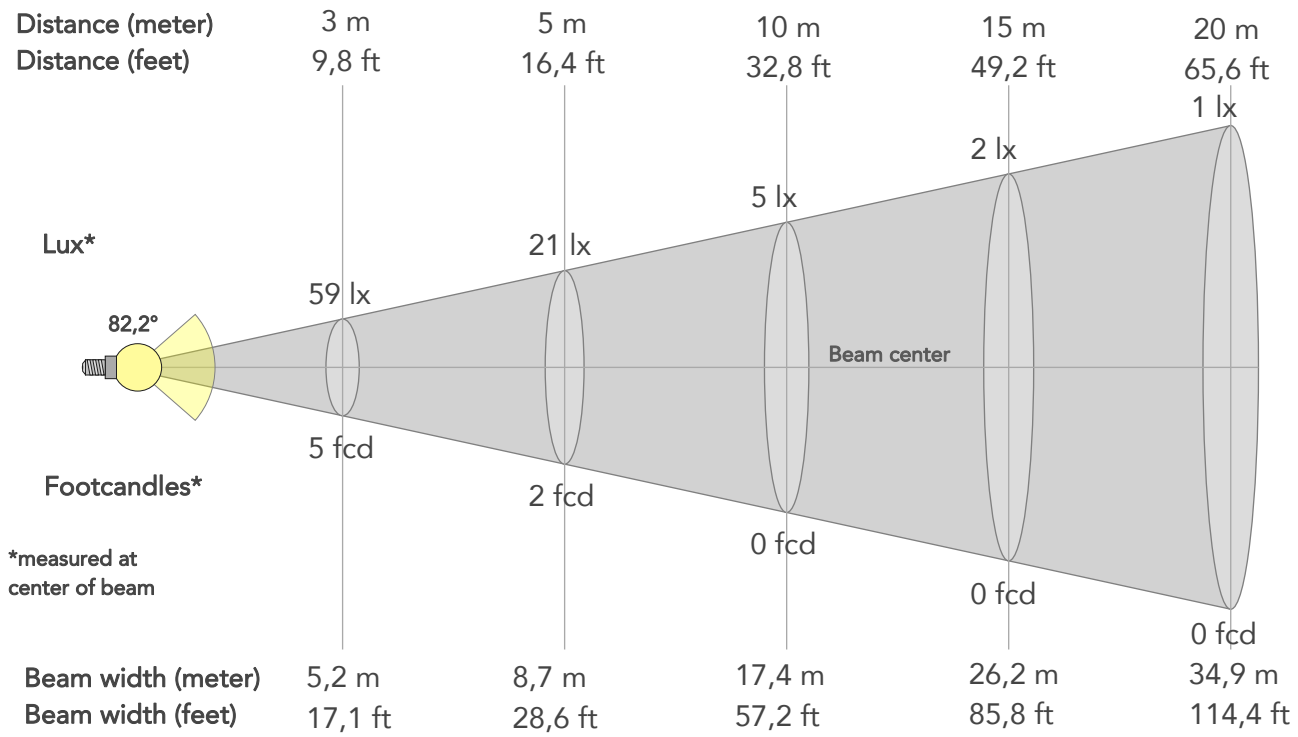

BEAM INTENSITIES AND WIDTHS

Distance	1m	2m	3m	4m	5m	7,5m	10m	15m	20m	25m	30m	40m	50m
Distance	3,3ft	6,6ft	9,8ft	13,1ft	16,4ft	24,6ft	32,8ft	49,2ft	65,6ft	82ft	98,4ft	131,2ft	164ft
Lux	527lx	132lx	59lx	33lx	21lx	9lx	5lx	2lx	1lx	1lx	1lx	0lx	0lx
Footcand.	49fcd	12fcd	5fcd	3fcd	2fcd	1fcd	0fcd	0fcd	0fcd	0fcd	0fcd	0fcd	0fcd
Beam wid.	1,7m	3,5m	5,2m	7m	8,7m	13,1m	17,4m	26,2m	34,9m	43,6m	52,3m	69,7m	87,2m
Beam wid.	5,8ft	11,5ft	17,1ft	22,8ft	28,6ft	42,9ft	57,2ft	85,8ft	114,4ft	143ft	171,5ft	228,7ft	285,9ft

LINEAR DISTRIBUTION DIAGRAM

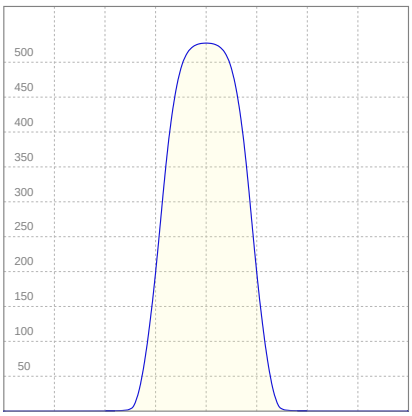

ELECTRICAL SPECIFICATIONS

Input voltage	Input current	Input power	Effeciency
226V	0,254A	27,0W	32lm/W

PROLIGHTS is a trademark of
MUSIC & LIGHTS S.r.l.
musiclights.it

Via A. Olivetti snc
04026 - Minturno (LT) ITALY
Tel: +39 0771 72190

prolights.it
info@prolights.it

ISO DIAGRAMS

PROLiGHTS

ISO CANDELA DIAGRAM

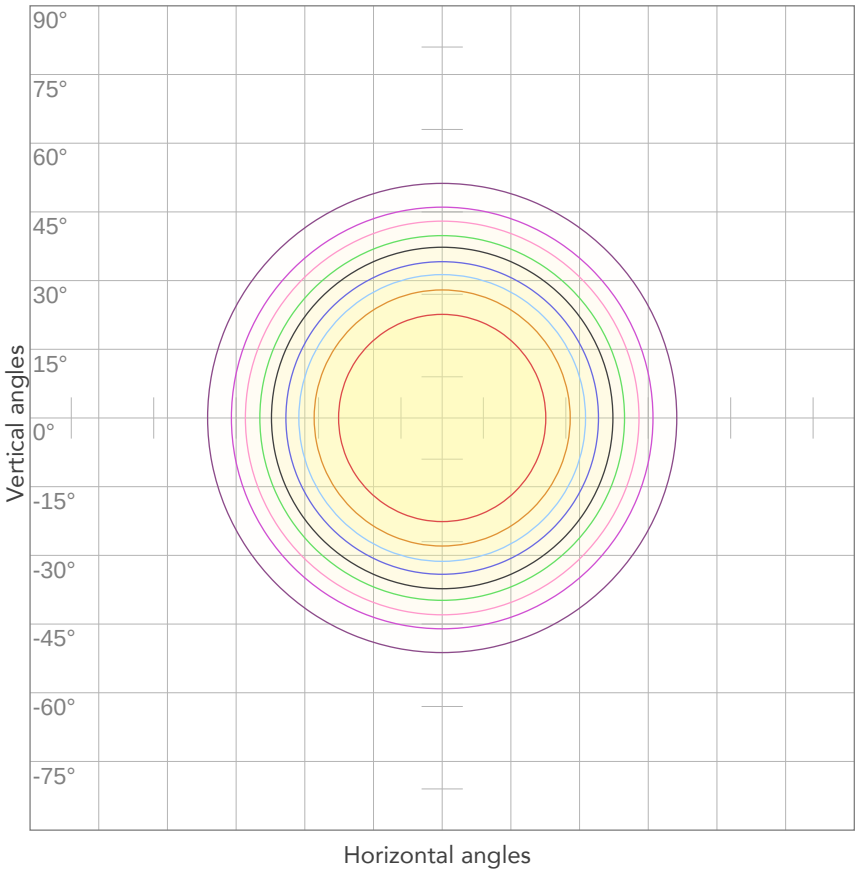

10%	53 cd
20%	105 cd
30%	158 cd
40%	211 cd
50%	264 cd
60%	316 cd
70%	369 cd
80%	422 cd

Conditions:

Number of c-planes: 2

Candela at center: 527 cd

ISO LUX DIAGRAM

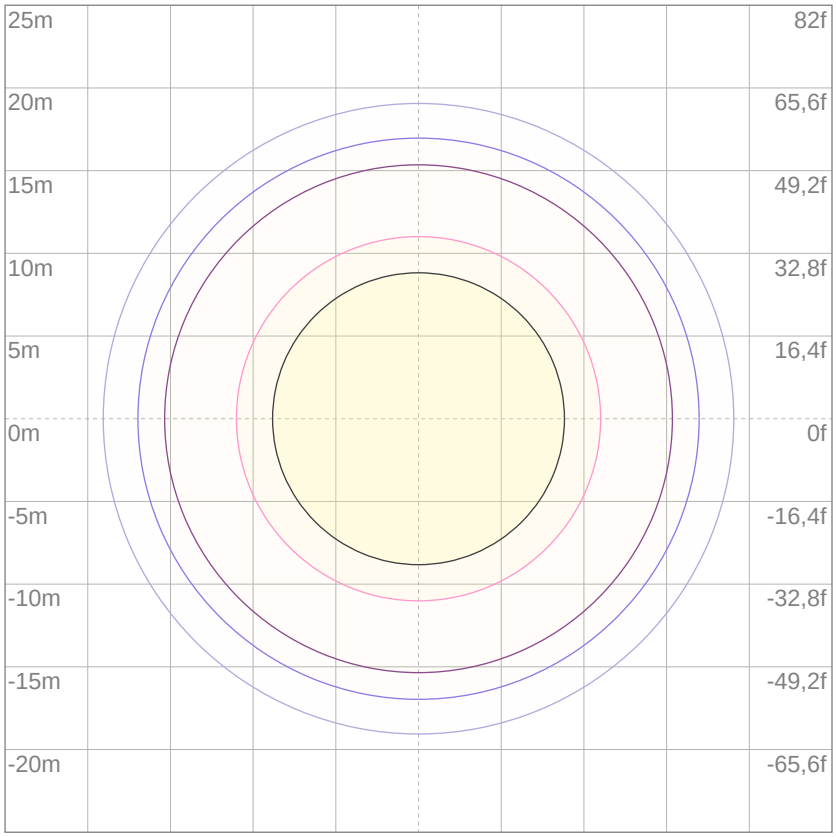

Mounting height: 10 meters (33 feet)

3%	0,158 lx
5%	0,264 lx
10%	0,527 lx
30%	1,58 lx
50%	2,64 lx

Conditions:

Number of c-planes: 2

Lux at center: 5,27 lx

Lux distribution on a surface when lamp is mounted at 10 meters from the surface.

PROLiGHTS

Total lumen output:

185 lm

Total candela output:

840 cd

Light quality:

CRI: 81,1

Color temperature:

4445 K

PRODUCT NAME:

MINIECLFRFC

MEASURAMENT CONDITIONS:

Beam angle:

Min Zoom

Target:

4200K

Operator:

Paolo Carvone

Date and time:

21/02/2020 15:43:35

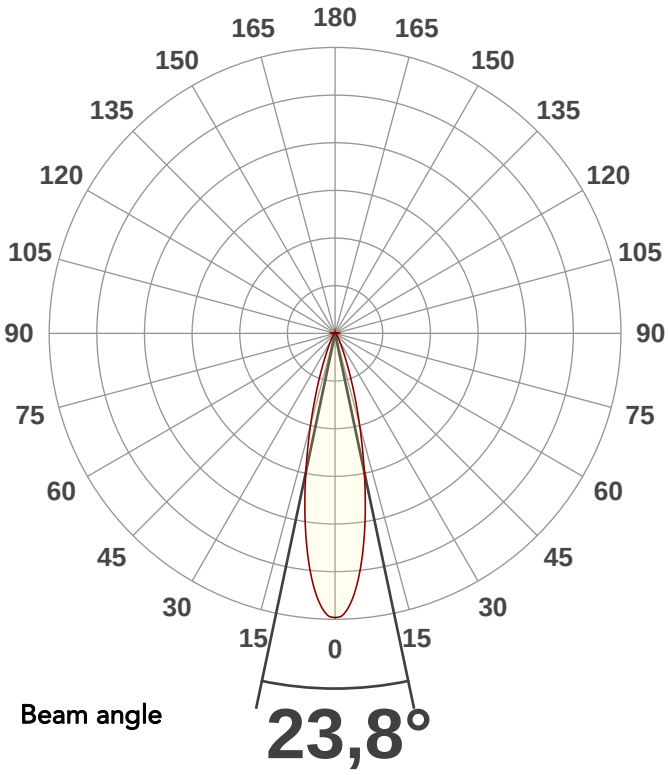

Spectra

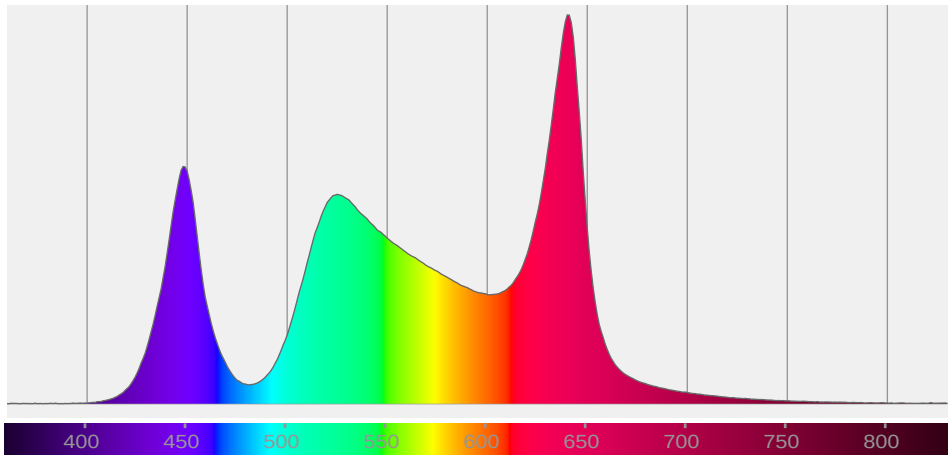

PROLIGHTS is a trademark of
MUSIC & LIGHTS S.r.l.
musiclights.it

Via A. Olivetti snc
04026 - Minturno (LT) ITALY
Tel: +39 0771 72190

prolights.it
info@prolights.it

COLOR DETAILS

PROLiGHTS

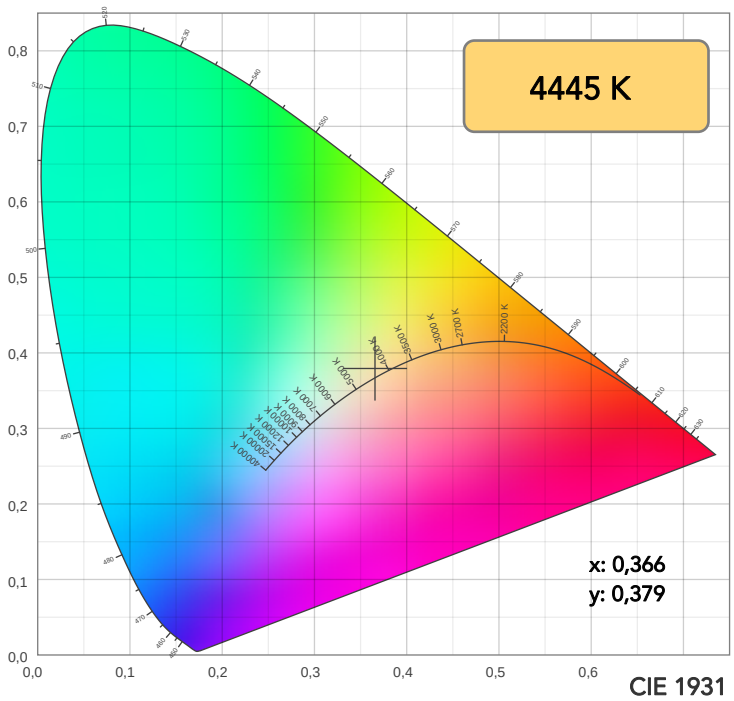

CIE 1931

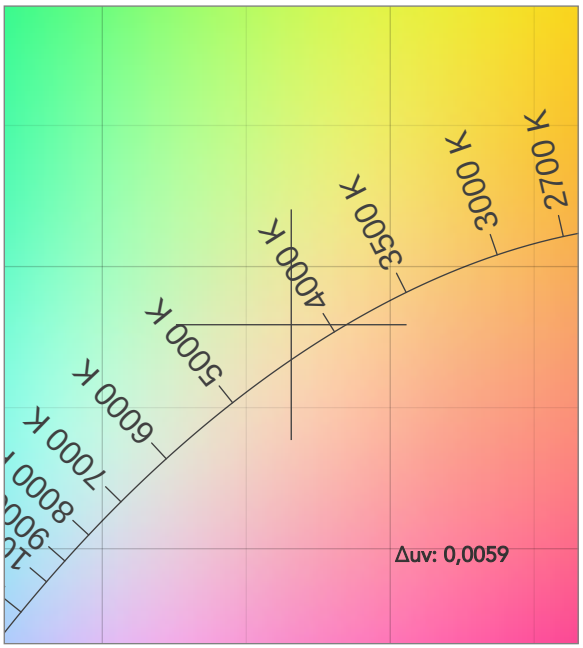

CIE 1931 ZOOM

TM30: 82,5

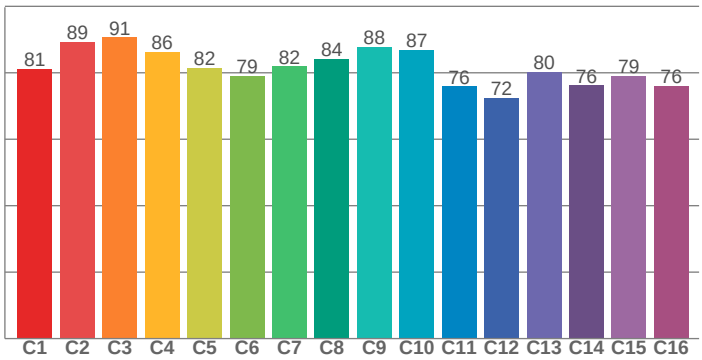

CRI: 81,1 (R1-R8)

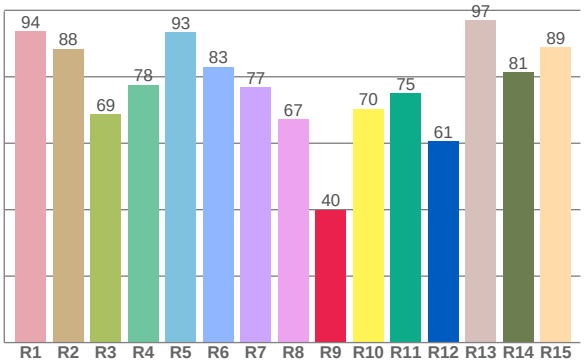

CRI R values, only R1-R8 are used to calculate final CRI value

R1	R2	R3	R4	R5	R6	R7	R8	R9	R10	R11	R12	R13	R14	R15
93,8	88,5	68,8	77,6	93,5	83,0	76,8	67,1	39,9	70,4	75,1	60,7	97,1	81,3	88,9

TM30 C values, 16 binned values out of total of 99 C values

C1	C2	C3	C4	C5	C6	C7	C8	C9	C10	C11	C12	C13	C14	C15	C16
81,2	89,3	90,7	86,2	81,5	79,1	81,9	84,2	87,8	86,9	75,9	72,4	80,2	76,2	79,1	76,0

CQS Q values

Q1	Q2	Q3	Q4	Q5	Q6	Q7	Q8	Q9	Q10	Q11	Q12	Q13	Q14	Q15
94,0	94,3	80,1	89,3	87,3	79,3	86,8	95,1	84,9	88,8	94,1	89,7	84,9	94,1	97,3

CQS: 88,1

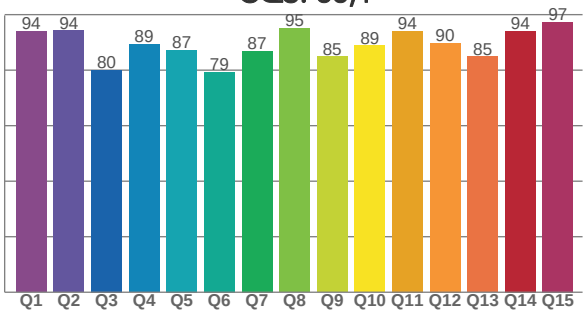

COLOR PARAMETERS

Color temperature	Color rendering index	Red component	Color fidelity	Color gamut	Color quality scale	Television lighting index	Color coordinate cie 1931	Color coordinate cie 1931	Color diviation from black body
CCT	CRI	CRI R9	TM30 Rf	TM30 Rg	CQS	TLCI	x	y	Δuv
4445 K	81,1	39,9	82,5	110,0	88,1	75	0,366	0,379	0,0059

PROLIGHTS is a trademark of
MUSIC & LIGHTS S.r.l.
musiclights.it

Via A. Olivetti snc
04026 - Minturno (LT) ITALY
Tel: +39 0771 72190

prolights.it
info@prolights.it

TM30 DETAILS

PROLiGHTS

Rf 82,5

Fidelity index Rf

Rg 110,0

Gammut index

		Graphic shifts (%)	
Hue Bin	R_f	Chroma	Hue
1	81	7%	-4%
2	89	3%	-5%
3	91	2%	2%
4	86	2%	7%
5	82	7%	8%
6	79	12%	4%
7	82	9%	-4%
8	84	4%	-7%
9	88	-3%	-7%
10	87	-6%	3%
11	76	-2%	14%
12	72	2%	15%
13	80	7%	14%
14	76	9%	10%
15	79	14%	4%
16	76	13%	-6%

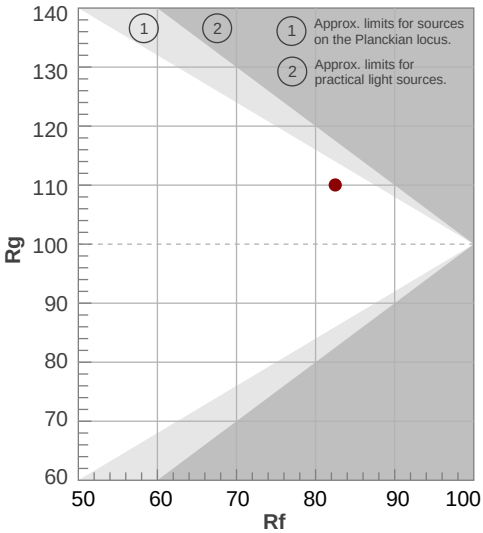

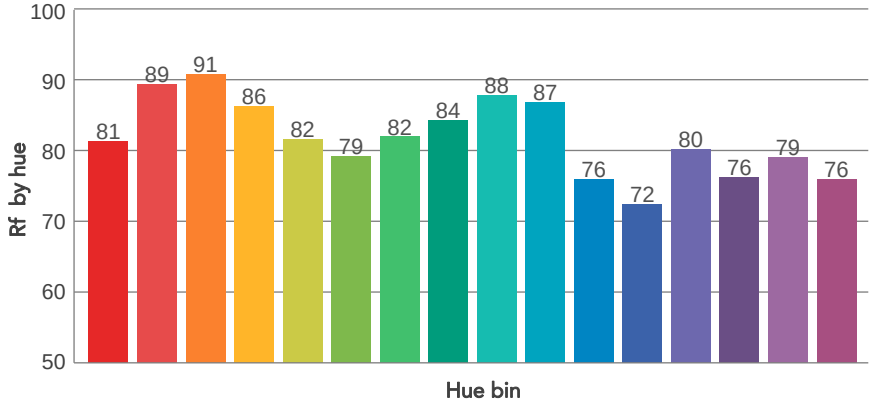

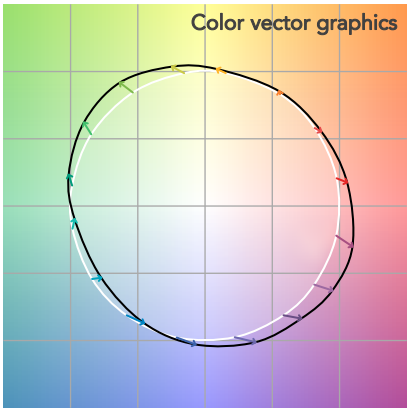

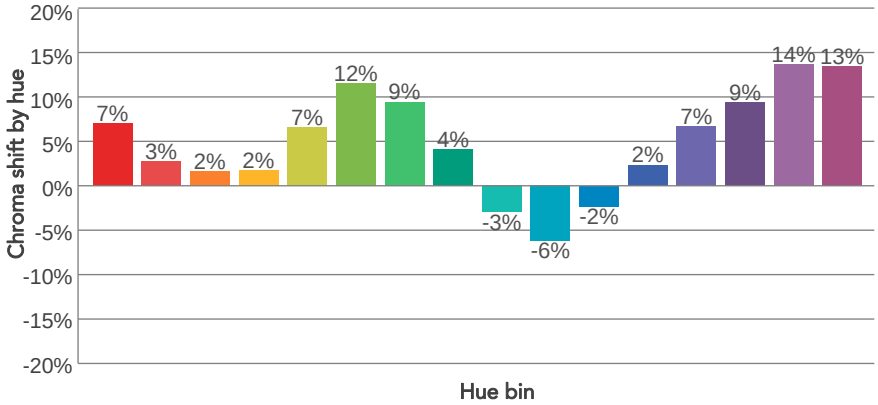

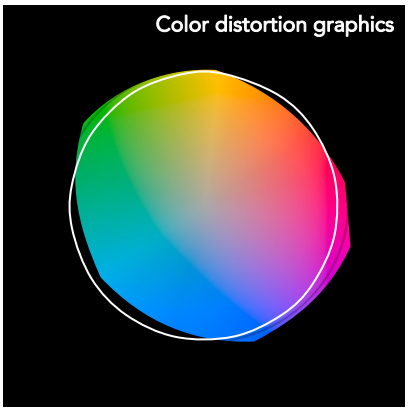

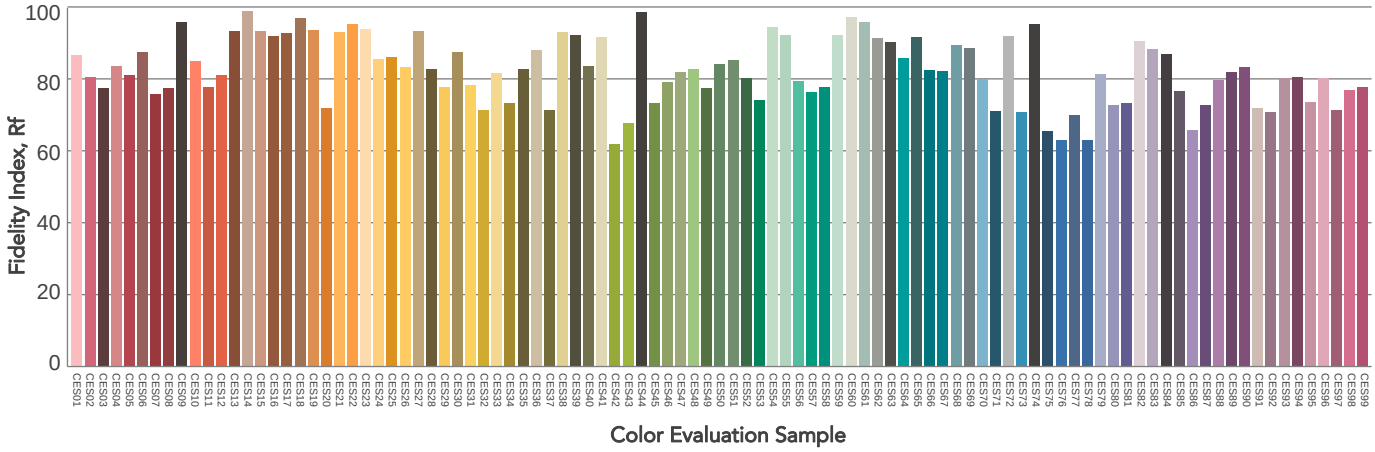

PROLIGHTS is a trademark of
MUSIC & LIGHTS S.r.l.
musiclights.it

Via A. Olivetti snc
04026 - Minturno (LT) ITALY
Tel: +39 0771 72190

prolights.it
info@prolights.it

BEAM DETAILS

Beam angle 50%	Field angle 10%	Cutoff angle 2,5%	Intensity ratio in 120° cone	Intensity ratio in 90° cone
23,8°	44,5°	62,7°	99,3%	96,8%

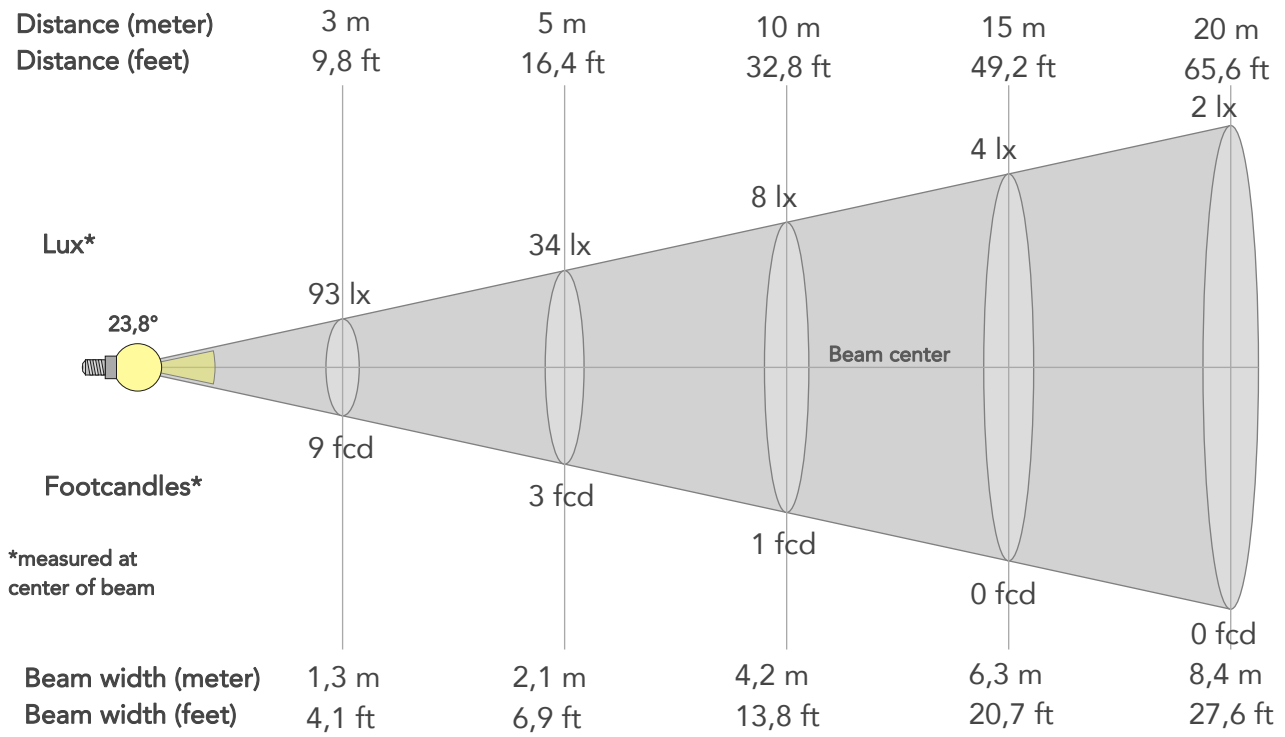

BEAM INTENSITIES AND WIDTHS

Distance	1m	2m	3m	4m	5m	7,5m	10m	15m	20m	25m	30m	40m	50m
Distance	3,3ft	6,6ft	9,8ft	13,1ft	16,4ft	24,6ft	32,8ft	49,2ft	65,6ft	82ft	98,4ft	131,2ft	164ft
Lux	840lx	210lx	93lx	52lx	34lx	15lx	8lx	4lx	2lx	1lx	1lx	1lx	0lx
Footcand.	78fcd	20fcd	9fcd	5fcd	3fcd	1fcd	1fcd	0fcd	0fcd	0fcd	0fcd	0fcd	0fcd
Beam wid.	0,4m	0,8m	1,3m	1,7m	2,1m	3,2m	4,2m	6,3m	8,4m	10,5m	12,6m	16,8m	21,1m
Beam wid.	1,4ft	2,8ft	4,1ft	5,5ft	6,9ft	10,4ft	13,8ft	20,7ft	27,6ft	34,5ft	41,4ft	55,3ft	69,1ft

LINEAR DISTRIBUTION DIAGRAM

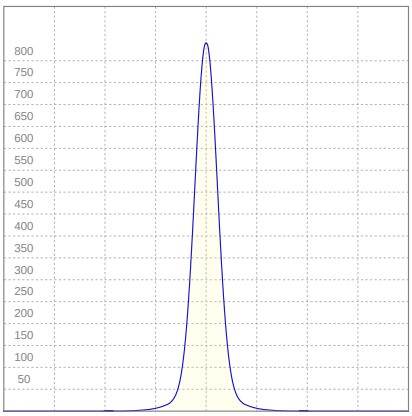

ELECTRICAL SPECIFICATIONS

Input voltage	Input current	Input power	Effeciency
225V	0,255A	27,1W	7lm/W

PROLIGHTS is a trademark of
MUSIC & LIGHTS S.r.l.
musiclights.it

Via A. Olivetti snc
04026 - Minturno (LT) ITALY
Tel: +39 0771 72190

prolights.it
info@prolights.it

ISO DIAGRAMS

PROLiGHTS

ISO CANDELA DIAGRAM

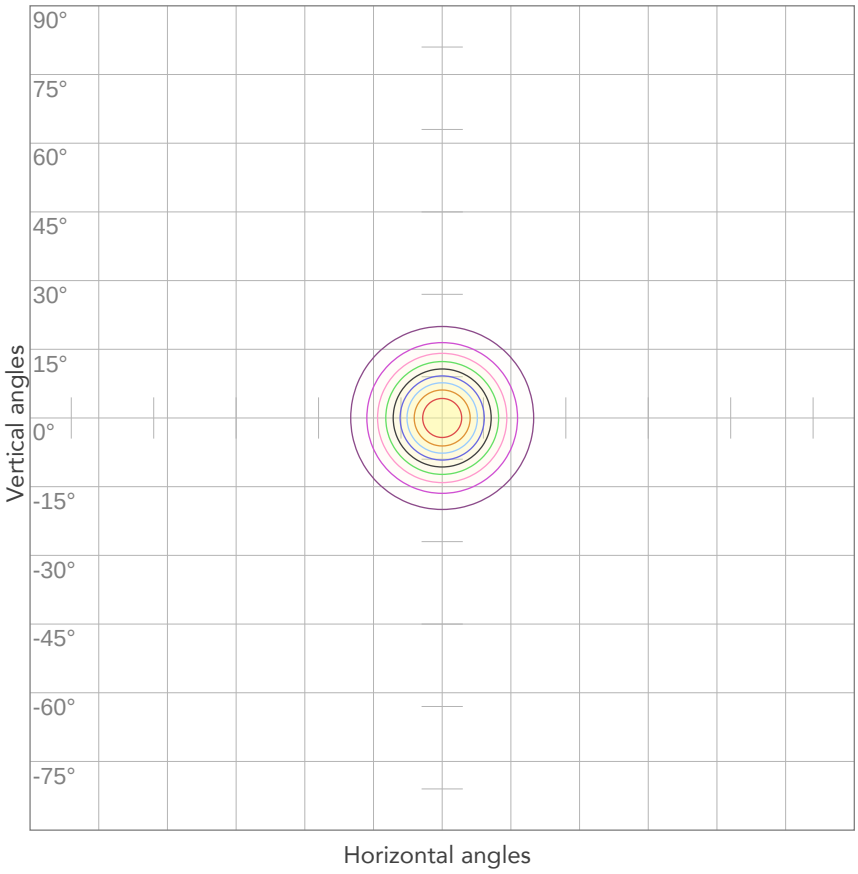

10%	84 cd
20%	168 cd
30%	252 cd
40%	336 cd
50%	420 cd
60%	504 cd
70%	588 cd
80%	672 cd

Conditions:

Number of c-planes: 2

Candela at center: 840 cd

ISO LUX DIAGRAM

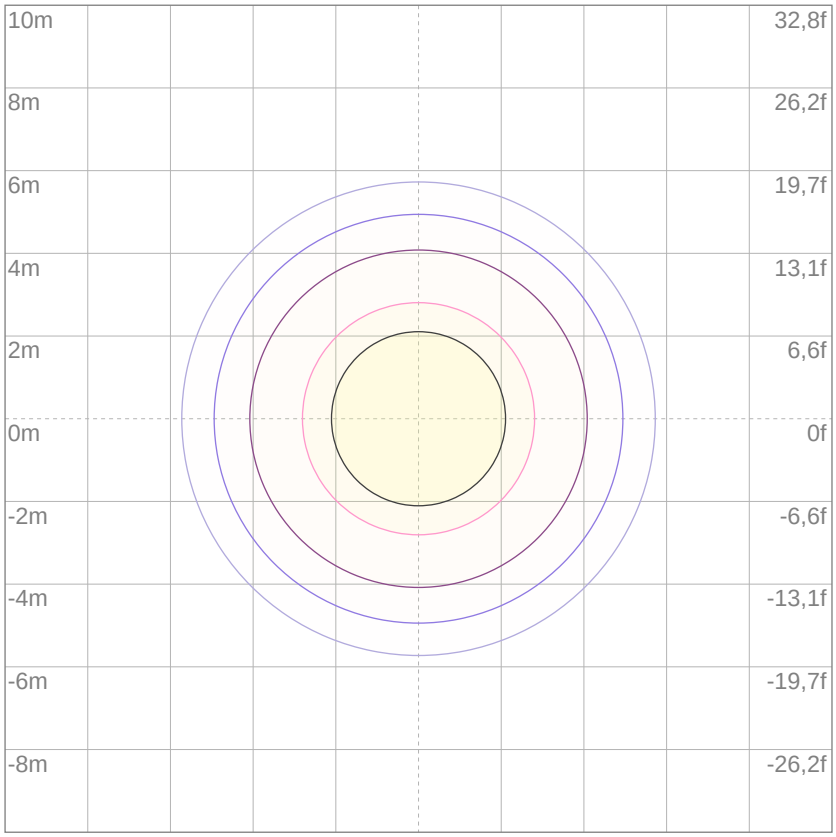

Mounting height: 10 meters (33 feet)

3%	0,252 lx
5%	0,420 lx
10%	0,840 lx
30%	2,52 lx
50%	4,20 lx

Conditions:

Number of c-planes: 2

Lux at center: 8,40 lx

Lux distribution on a surface when lamp is mounted at 10 meters from the surface.

Total lumen output:

883 lm

Total candela output:

533 cd

Light quality:

CRI: 80,0

Color temperature:

6131 K

PRODUCT NAME:

MINIECLFRFC

MEASURAMENT CONDITIONS:

Beam angle:

Max Zoom

Target:

5500K

Operator:

Paolo Carvone

Date and time:

21/02/2020 15:57:11

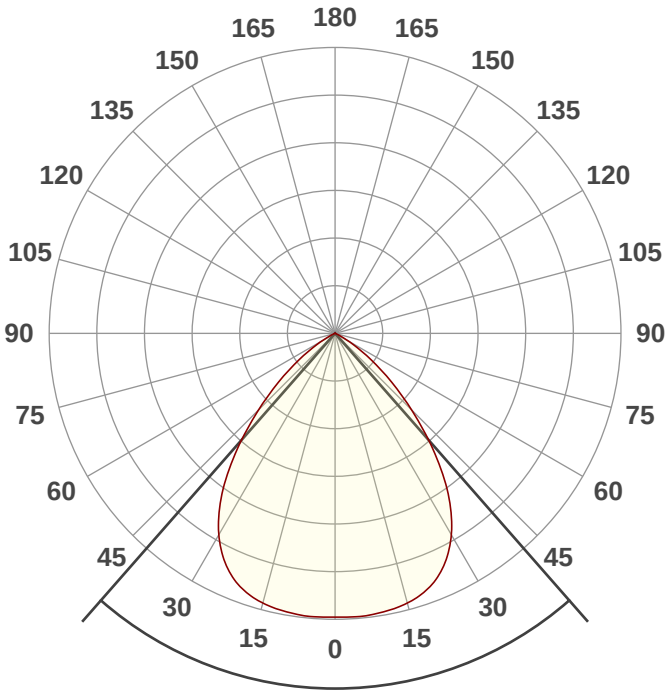

Beam angle **82,5°**

Spectra

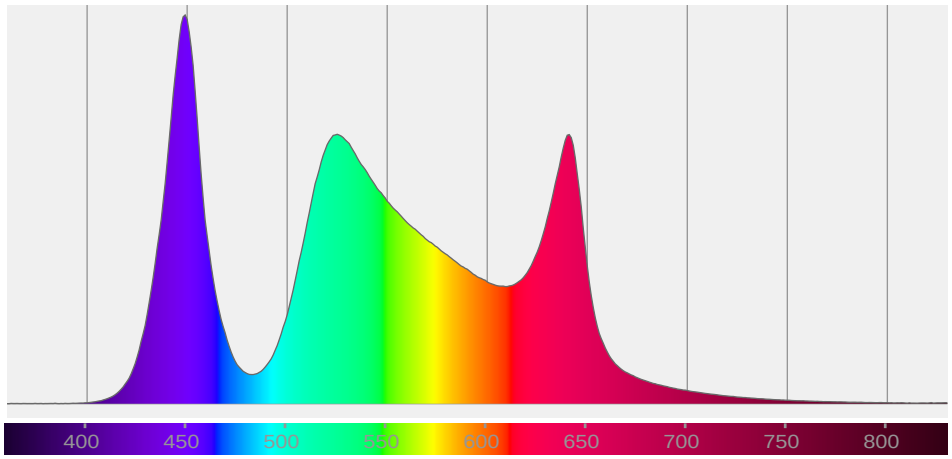

PROLIGHTS is a trademark of
MUSIC & LIGHTS S.r.l.
musiclights.it

Via A. Olivetti snc
04026 - Minturno (LT) ITALY
Tel: +39 0771 72190

prolights.it
info@prolights.it

COLOR DETAILS

PROLiGHTS

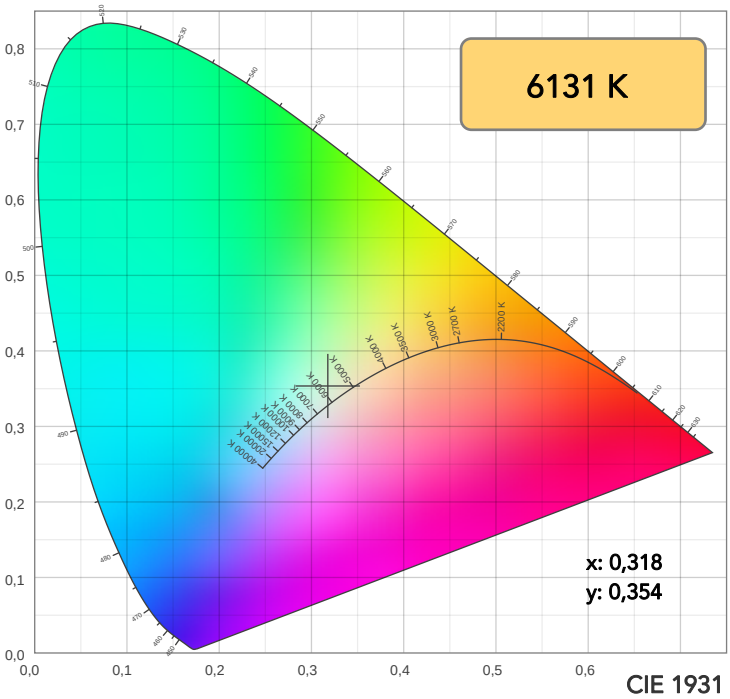

CIE 1931

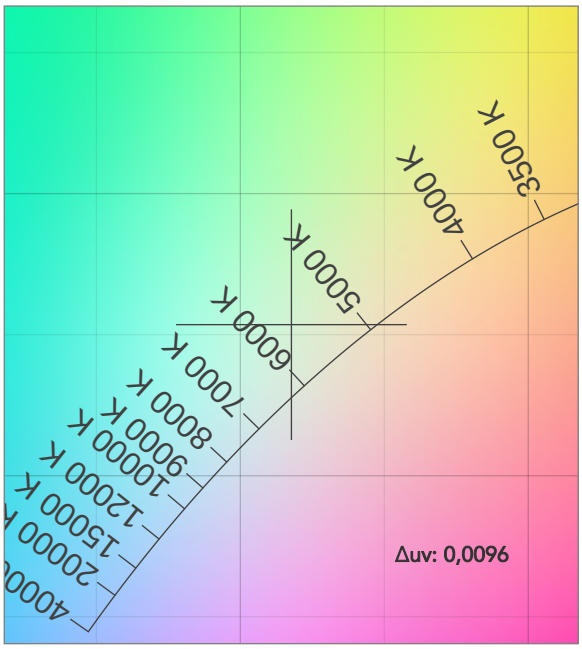

CIE 1931 ZOOM

TM30: 79,9

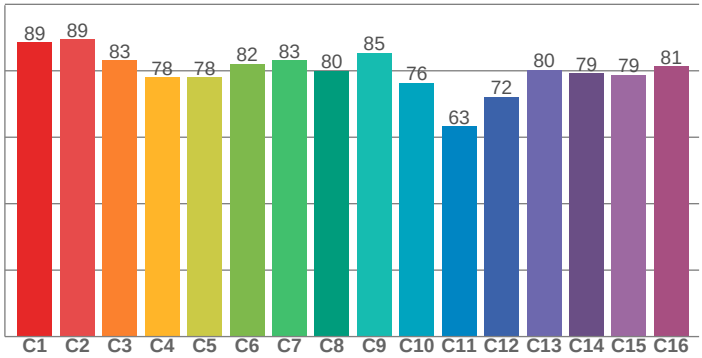

CRI: 80,0 (R1-R8)

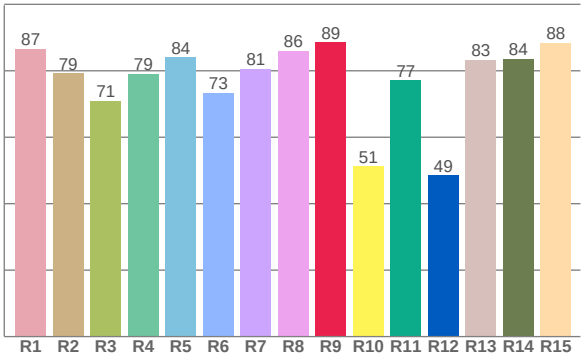

CRI R values, only R1-R8 are used to calculate final CRI value

R1	R2	R3	R4	R5	R6	R7	R8	R9	R10	R11	R12	R13	R14	R15
86,6	79,2	71,0	79,1	84,1	73,4	80,6	86,0	88,6	51,3	77,2	48,6	83,3	83,6	88,5

TM30 C values, 16 binned values out of total of 99 C values

C1	C2	C3	C4	C5	C6	C7	C8	C9	C10	C11	C12	C13	C14	C15	C16
88,5	89,5	83,1	78,0	78,0	82,0	83,2	80,0	85,4	76,4	63,3	72,1	80,3	79,2	78,8	81,3

CQS Q values

Q1	Q2	Q3	Q4	Q5	Q6	Q7	Q8	Q9	Q10	Q11	Q12	Q13	Q14	Q15
97,6	93,2	73,4	78,9	84,8	80,4	82,3	95,4	86,4	81,4	87,3	90,2	89,9	94,4	93,0

CQS: 85,6

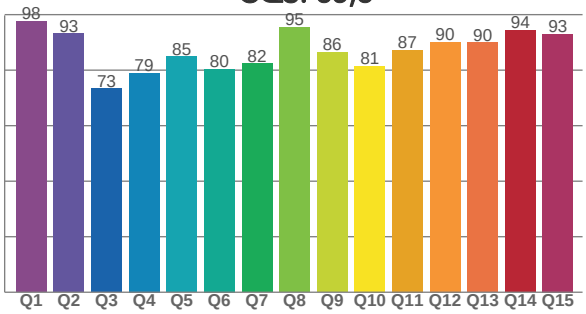

COLOR PARAMETERS

Color temperature	Color rendering index	Red component	Color fidelity	Color gamut	Color quality scale	Television lighting index	Color coordinate cie 1931	Color coordinate cie 1931	Color diviation from black body
CCT	CRI	CRI R9	TM30 Rf	TM30 Rg	CQS	TLCI	x	y	Δuv
6131 K	80,0	88,6	79,9	104,1	85,6	80	0,318	0,354	0,0096

PROLIGHTS is a trademark of
MUSIC & LIGHTS S.r.l.
musiclights.it

Via A. Olivetti snc
04026 - Minturno (LT) ITALY
Tel: +39 0771 72190

prolights.it
info@prolights.it

TM30 DETAILS

PROLiGHTS

Rf 79,9

Fidelity index Rf

Rg 104,1

Gammut index

		Graphic shifts (%)	
Hue Bin	R_f	Chroma	Hue
1	89	0%	-5%
2	89	-4%	-1%
3	83	-2%	8%
4	78	1%	12%
5	78	7%	9%
6	82	11%	1%
7	83	6%	-7%
8	80	-3%	-10%
9	85	-11%	-3%
10	76	-10%	9%
11	63	-4%	21%
12	72	1%	17%
13	80	9%	13%
14	79	11%	3%
15	79	17%	-5%
16	81	5%	-9%

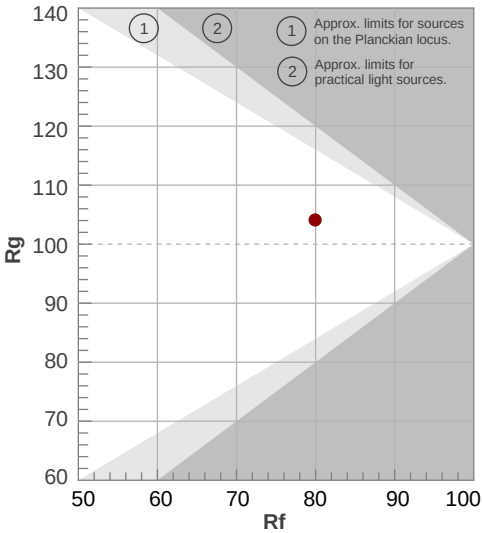

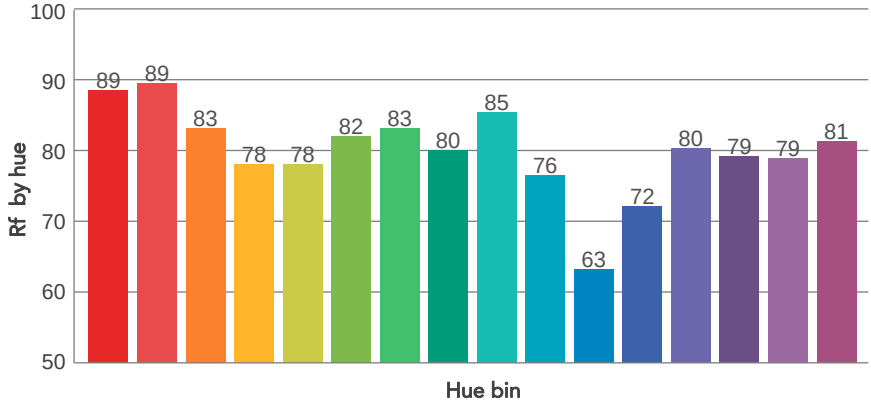

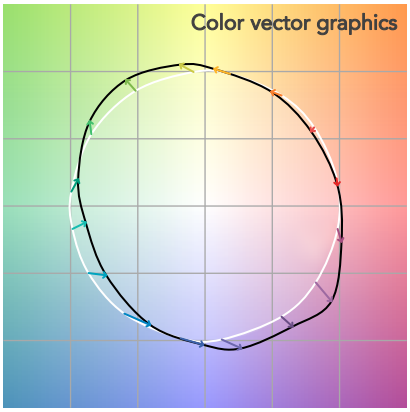

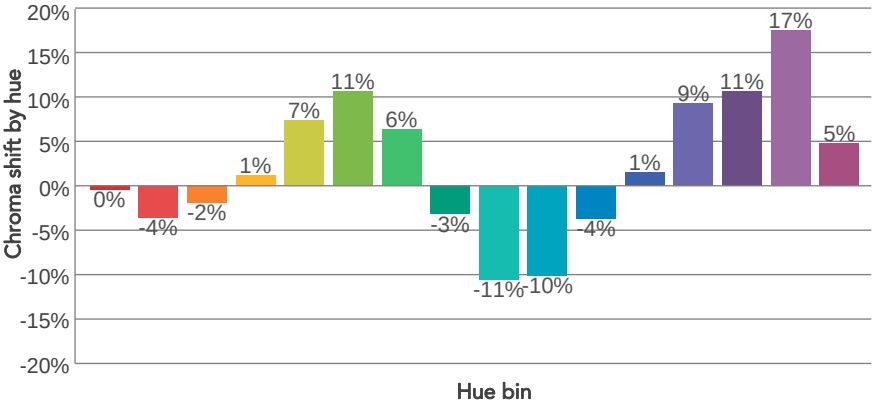

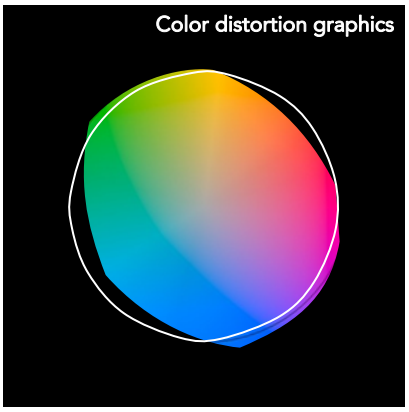

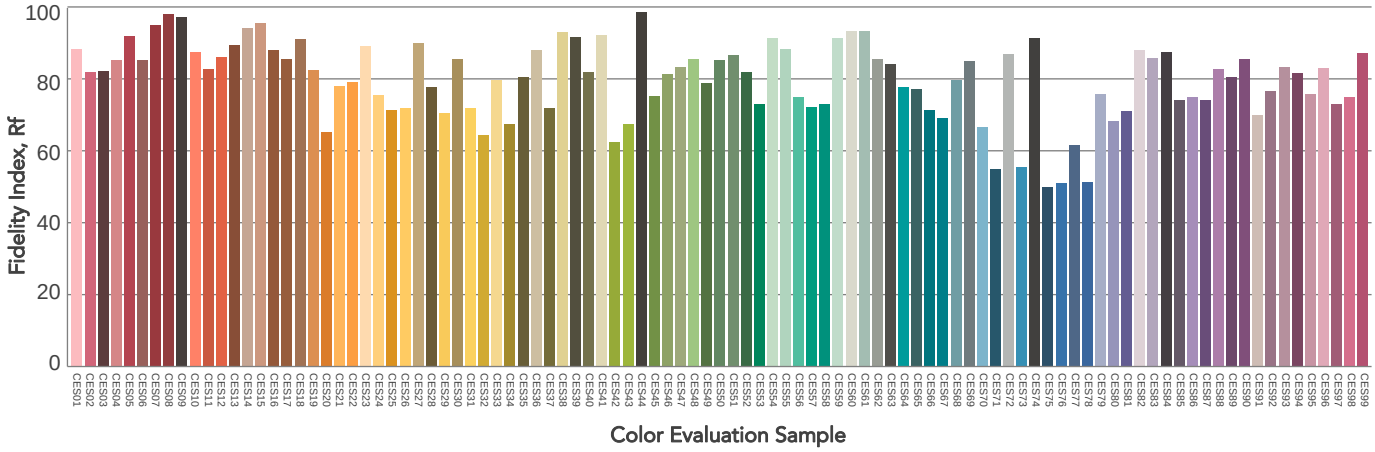

PROLIGHTS is a trademark of
MUSIC & LIGHTS S.r.l.
musiclights.it

Via A. Olivetti snc
04026 - Minturno (LT) ITALY
Tel: +39 0771 72190

prolights.it
info@prolights.it

BEAM DETAILS

Beam angle 50%	Field angle 10%	Cutoff angle 2,5%	Intensity ratio in 120° cone	Intensity ratio in 90° cone
82,5°	113,9°	125,7°	98,6%	83,4%

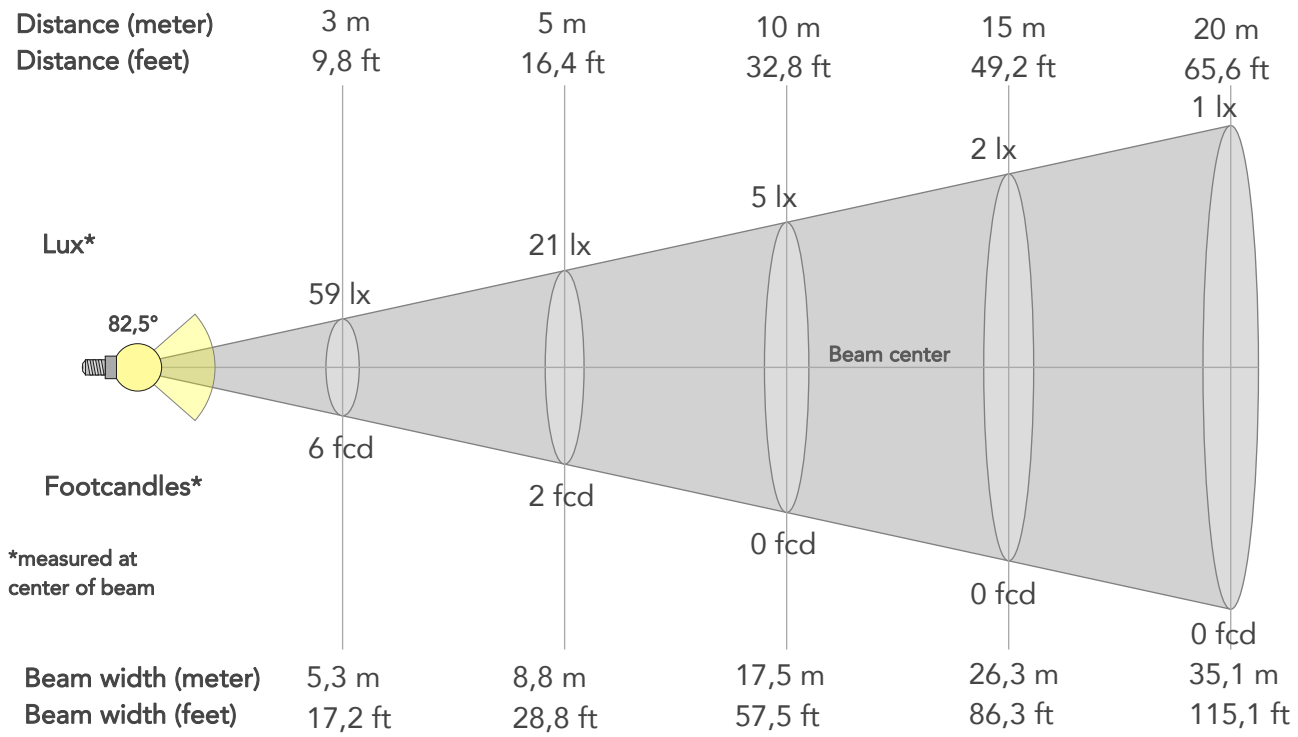

BEAM INTENSITIES AND WIDTHS

Distance	1m	2m	3m	4m	5m	7,5m	10m	15m	20m	25m	30m	40m	50m
Distance	3,3ft	6,6ft	9,8ft	13,1ft	16,4ft	24,6ft	32,8ft	49,2ft	65,6ft	82ft	98,4ft	131,2ft	164ft
Lux	533lx	133lx	59lx	33lx	21lx	9lx	5lx	2lx	1lx	1lx	1lx	0lx	0lx
Footcand.	50fcd	12fcd	6fcd	3fcd	2fcd	1fcd	0fcd	0fcd	0fcd	0fcd	0fcd	0fcd	0fcd
Beam wid.	1,8m	3,5m	5,3m	7m	8,8m	13,2m	17,5m	26,3m	35,1m	43,9m	52,6m	70,2m	87,7m
Beam wid.	5,8ft	11,6ft	17,2ft	23ft	28,8ft	43,1ft	57,5ft	86,3ft	115,1ft	143,8ft	172,6ft	230,1ft	287,7ft

LINEAR DISTRIBUTION DIAGRAM

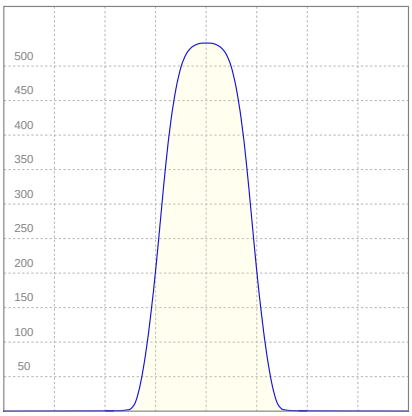

ELECTRICAL SPECIFICATIONS

Input voltage	Input current	Input power	Effeciency
226V	0,253A	27,4W	32lm/W

PROLIGHTS is a trademark of
MUSIC & LIGHTS S.r.l.
musiclights.it

Via A. Olivetti snc
04026 - Minturno (LT) ITALY
Tel: +39 0771 72190

prolights.it
info@prolights.it

ISO DIAGRAMS

PROLiGHTS

ISO CANDELA DIAGRAM

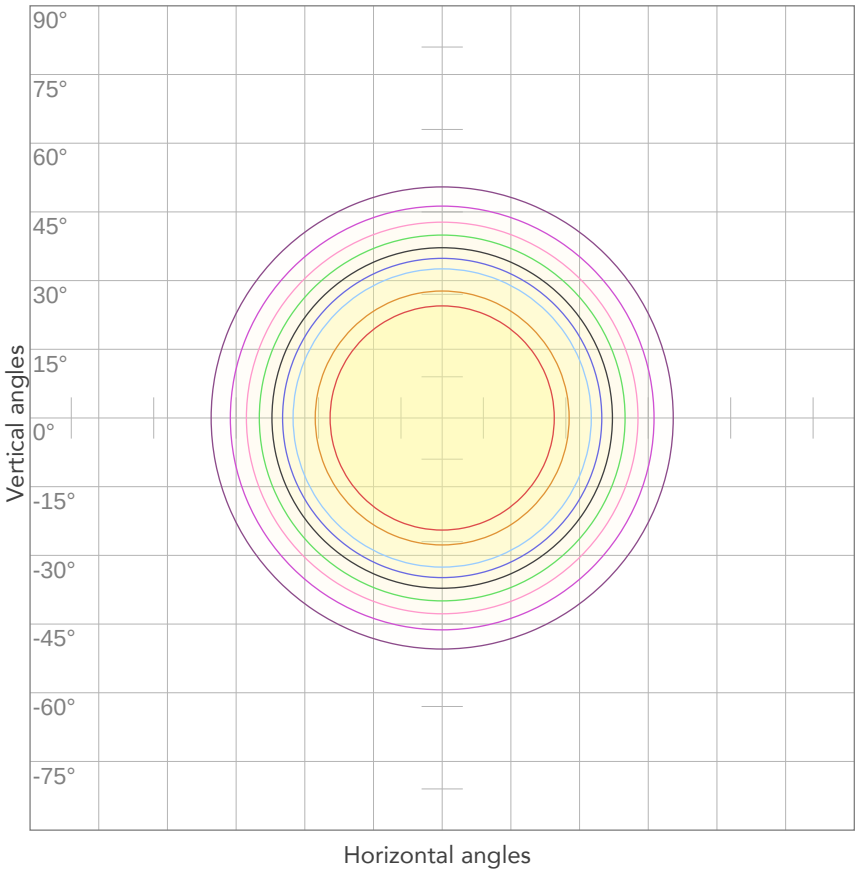

10%	53 cd
20%	107 cd
30%	160 cd
40%	213 cd
50%	267 cd
60%	320 cd
70%	373 cd
80%	426 cd

Conditions:

Number of c-planes: 2

Candela at center: 533 cd

ISO LUX DIAGRAM

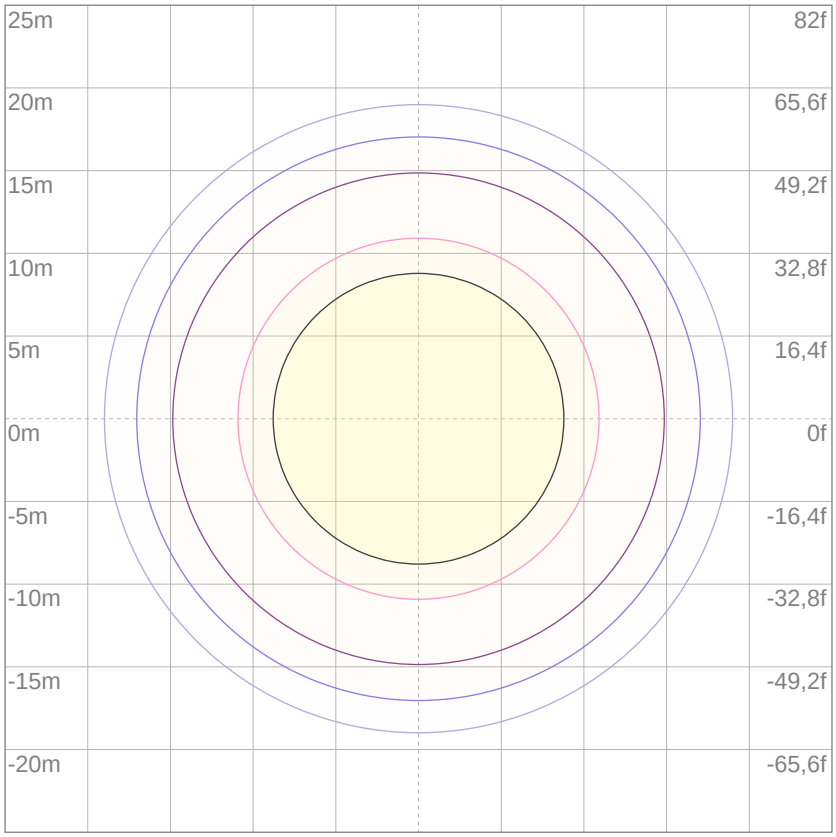

Mounting height: 10 meters (33 feet)

3%	0,160 lx
5%	0,267 lx
10%	0,533 lx
30%	1,60 lx
50%	2,67 lx

Conditions:

Number of c-planes: 2

Lux at center: 5,33 lx

Lux distribution on a surface when lamp is mounted at 10 meters from the surface.

PROLiGHTS

Total lumen output:

186 lm

Total candela output:

837 cd

Light quality:

CRI: 81,5

Color temperature:

5651 K

PRODUCT NAME:

MINIECLFRFC

MEASURAMENT CONDITIONS:

Beam angle:

Min Zoom

Target:

5500K

Operator:

Paolo Carvone

Date and time:

21/02/2020 15:47:37

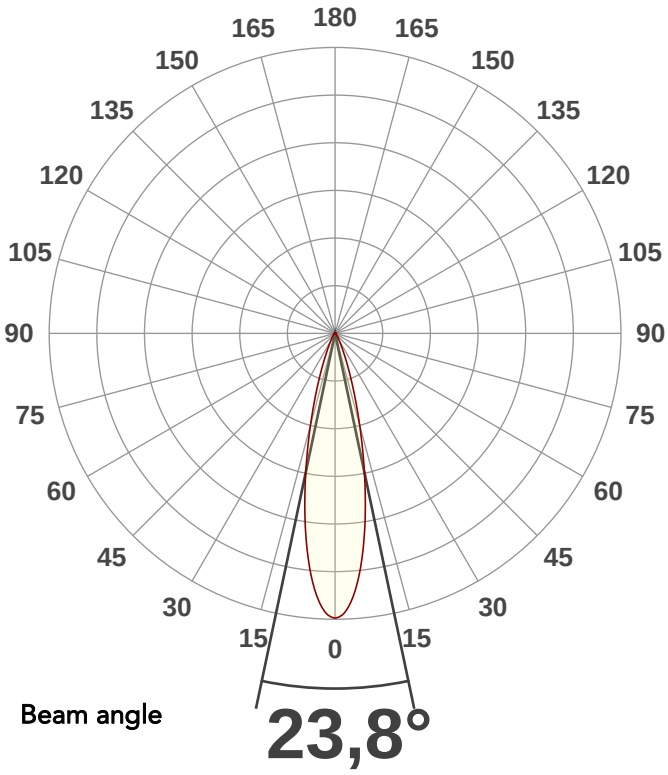

Spectra

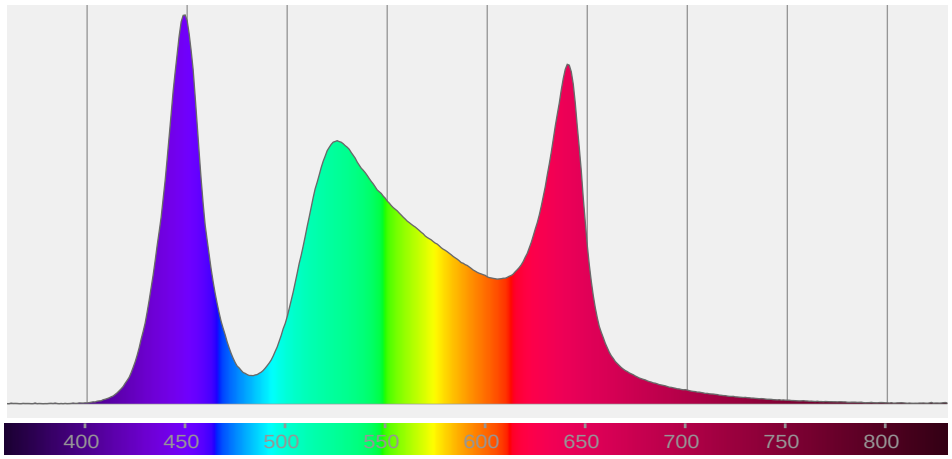

PROLIGHTS is a trademark of
MUSIC & LIGHTS S.r.l.
musiclights.it

Via A. Olivetti snc
04026 - Minturno (LT) ITALY
Tel: +39 0771 72190

prolights.it
info@prolights.it

COLOR DETAILS

PROLiGHTS

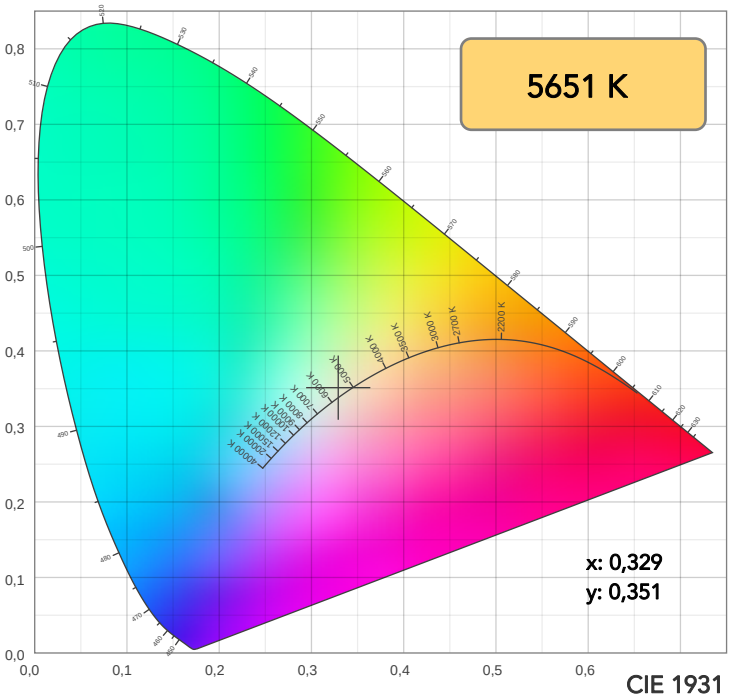

CIE 1931

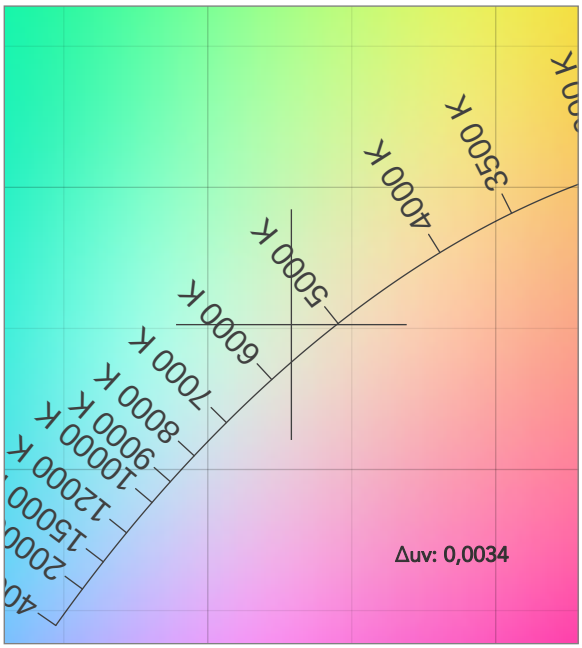

CIE 1931 ZOOM

TM30: 80,1

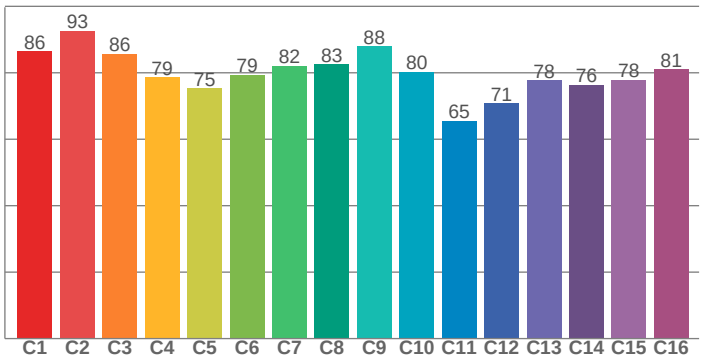

CRI: 81,5 (R1-R8)

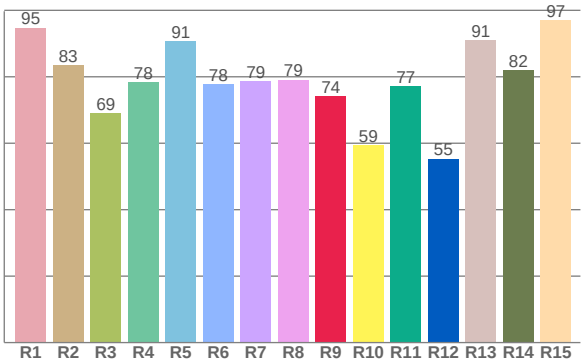

CRI R values, only R1-R8 are used to calculate final CRI value

R1	R2	R3	R4	R5	R6	R7	R8	R9	R10	R11	R12	R13	R14	R15
94,8	83,5	69,0	78,3	90,7	77,8	78,6	79,1	74,1	59,5	77,1	55,3	91,1	81,9	97,0

TM30 C values, 16 binned values out of total of 99 C values

C1	C2	C3	C4	C5	C6	C7	C8	C9	C10	C11	C12	C13	C14	C15	C16
86,5	92,5	85,6	78,6	75,3	79,4	82,1	82,6	88,0	80,2	65,5	70,8	77,7	76,3	77,8	81,0

CQS Q values

Q1	Q2	Q3	Q4	Q5	Q6	Q7	Q8	Q9	Q10	Q11	Q12	Q13	Q14	Q15
98,9	92,0	72,9	81,1	87,0	80,3	84,6	96,7	83,8	81,7	89,0	93,6	92,1	95,7	95,9

CQS: 86,3

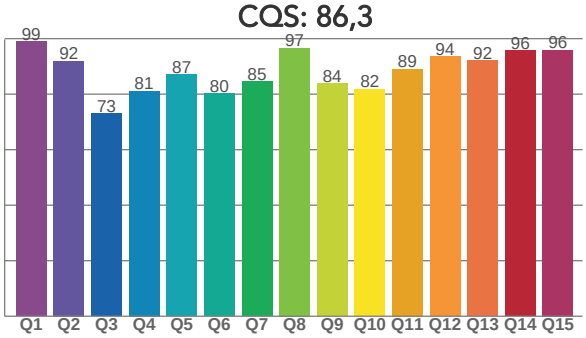

COLOR PARAMETERS

Color temperature	Color rendering index	Red component	Color fidelity	Color gamut	Color quality scale	Television lighting index	Color coordinate cie 1931	Color coordinate cie 1931	Color diviation from black body
CCT	CRI	CRI R9	TM30 Rf	TM30 Rg	CQS	TLCI	x	y	Δuv
5651 K	81,5	74,1	80,1	108,0	86,3	78	0,329	0,351	0,0034

PROLIGHTS is a trademark of
MUSIC & LIGHTS S.r.l.
musiclights.it

Via A. Olivetti snc
04026 - Minturno (LT) ITALY
Tel: +39 0771 72190

prolights.it
info@prolights.it

TM30 DETAILS

PROLiGHTS

Rf 80,1

Fidelity index Rf

Rg 108,0

Gammut index

		Graphic shifts (%)	
Hue Bin	R_f	Chroma	Hue
1	86	3%	-4%
2	93	-1%	-2%
3	86	0%	7%
4	79	3%	12%
5	75	8%	10%
6	79	13%	3%
7	82	9%	-6%
8	83	0%	-9%
9	88	-8%	-4%
10	80	-9%	7%
11	65	-3%	19%
12	71	1%	18%
13	78	9%	16%
14	76	11%	6%
15	78	19%	1%
16	81	7%	-7%

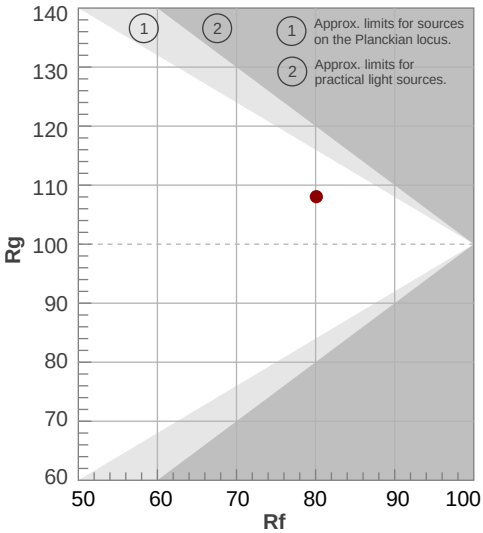

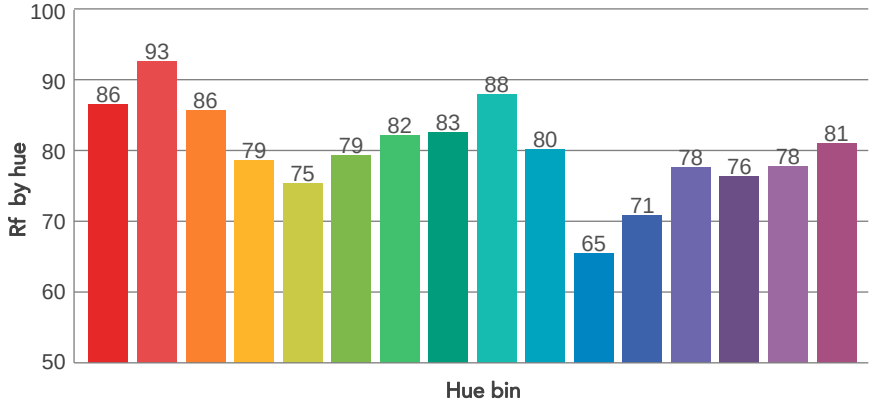

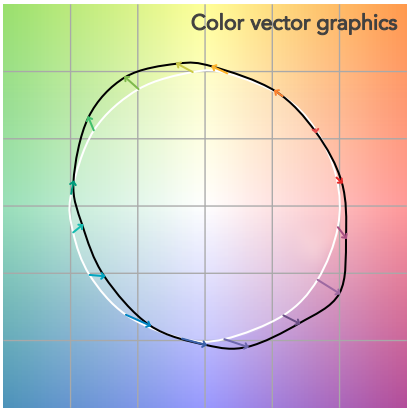

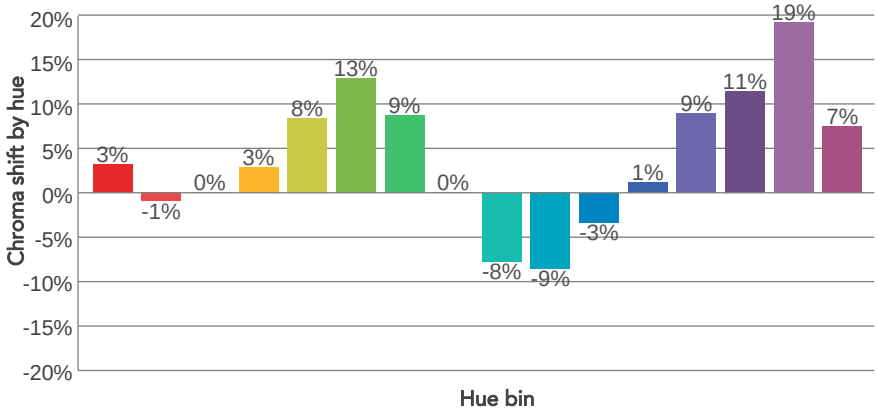

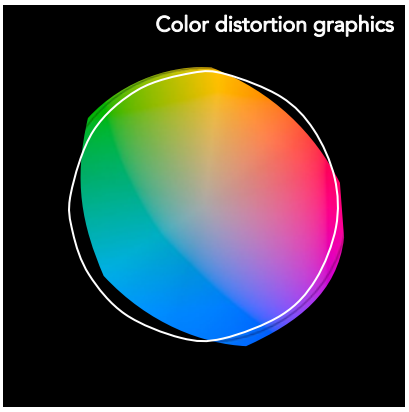

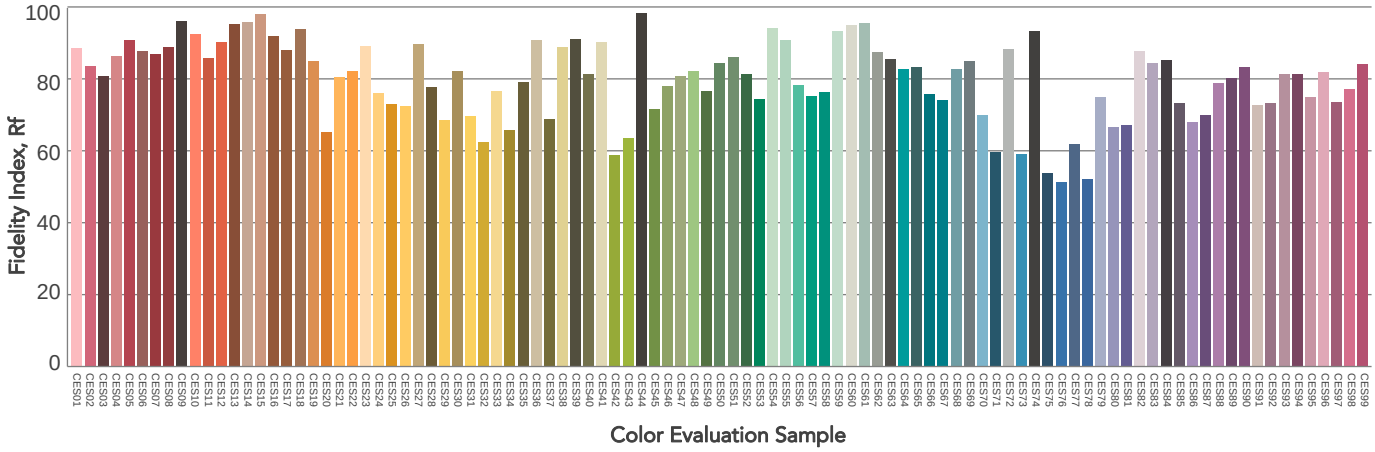

PROLIGHTS is a trademark of
MUSIC & LIGHTS S.r.l.
musiclights.it

Via A. Olivetti snc
04026 - Minturno (LT) ITALY
Tel: +39 0771 72190

prolights.it
info@prolights.it

BEAM DETAILS

Beam angle 50%	Field angle 10%	Cutoff angle 2,5%	Intensity ratio in 120° cone	Intensity ratio in 90° cone
23,8°	44,6°	62,9°	99,2%	96,7%

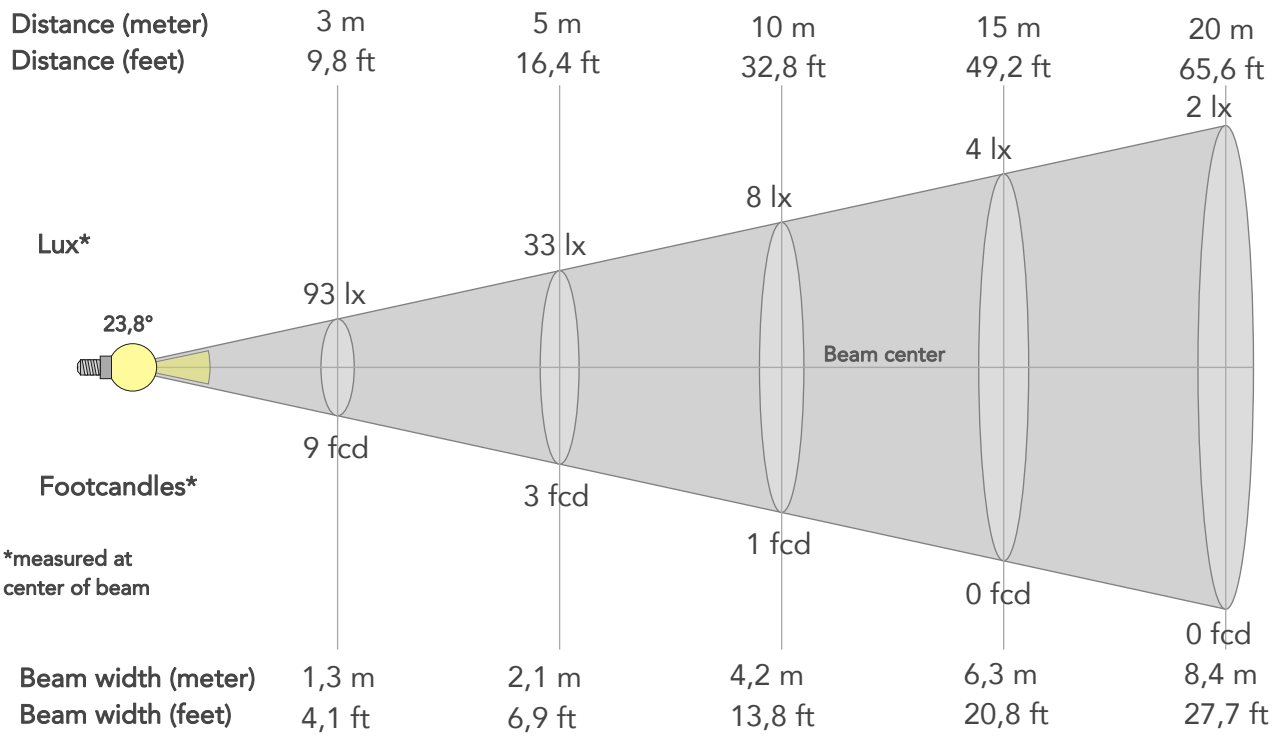

BEAM INTENSITIES AND WIDTHS

Distance	1m	2m	3m	4m	5m	7,5m	10m	15m	20m	25m	30m	40m	50m
Distance	3,3ft	6,6ft	9,8ft	13,1ft	16,4ft	24,6ft	32,8ft	49,2ft	65,6ft	82ft	98,4ft	131,2ft	164ft
Lux	837lx	209lx	93lx	52lx	33lx	15lx	8lx	4lx	2lx	1lx	1lx	1lx	0lx
Footcand.	78fcd	19fcd	9fcd	5fcd	3fcd	1fcd	1fcd	0fcd	0fcd	0fcd	0fcd	0fcd	0fcd
Beam wid.	0,4m	0,8m	1,3m	1,7m	2,1m	3,2m	4,2m	6,3m	8,4m	10,5m	12,7m	16,9m	21,1m
Beam wid.	1,4ft	2,8ft	4,1ft	5,5ft	6,9ft	10,4ft	13,8ft	20,8ft	27,7ft	34,6ft	41,5ft	55,3ft	69,2ft

LINEAR DISTRIBUTION DIAGRAM

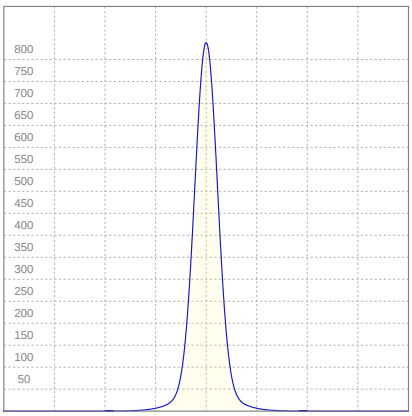

ELECTRICAL SPECIFICATIONS

Input voltage	Input current	Input power	Effeciency
225V	0,258A	27,5W	7lm/W

PROLIGHTS is a trademark of
MUSIC & LIGHTS S.r.l.
musiclights.it

Via A. Olivetti snc
04026 - Minturno (LT) ITALY
Tel: +39 0771 72190

prolights.it
info@prolights.it

ISO DIAGRAMS

ISO CANDELA DIAGRAM

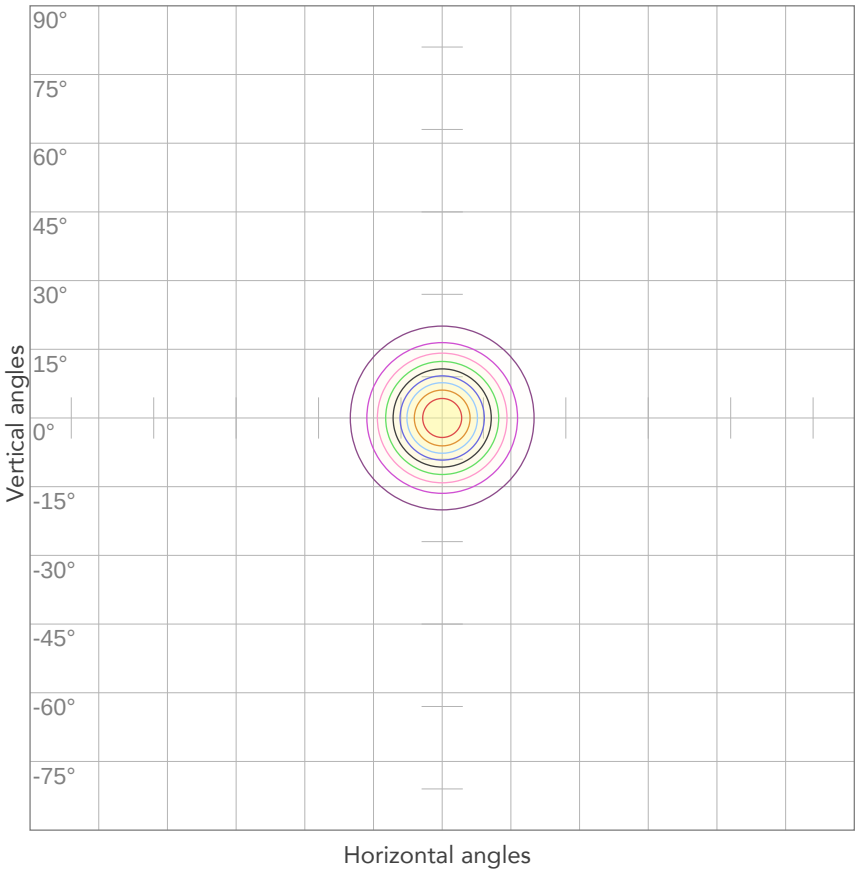

10%	84 cd
20%	167 cd
30%	251 cd
40%	335 cd
50%	418 cd
60%	502 cd
70%	586 cd
80%	670 cd

Conditions:

Number of c-planes: 2

Candela at center: 837 cd

ISO LUX DIAGRAM

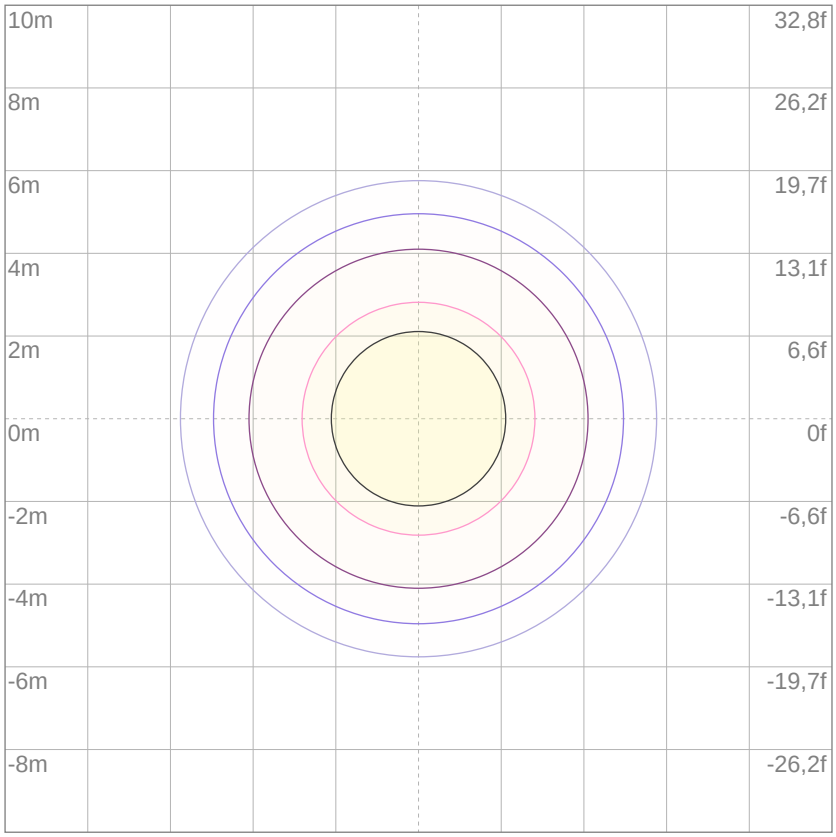

Mounting height: 10 meters (33 feet)

3%	0,251 lx
5%	0,418 lx
10%	0,837 lx
30%	2,51 lx
50%	4,18 lx

Conditions:

Number of c-planes: 2

Lux at center: 8,37 lx

Lux distribution on a surface when lamp is mounted at 10 meters from the surface.

Total lumen output:

887 lm

Total candela output:

534 cd

Light quality:

CRI: 80,0

Color temperature:

6116 K

PRODUCT NAME:

MINIECLFRFC

MEASURAMENT CONDITIONS:

Beam angle:

Max Zoom

Target:

6000K

Operator:

Paolo Carvone

Date and time:

21/02/2020 15:52:45

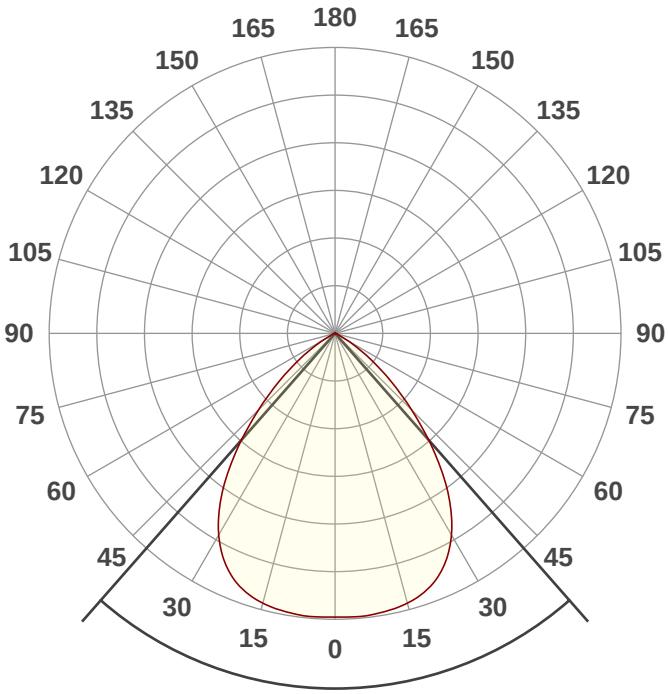

Beam angle **82,6°**

Spectra

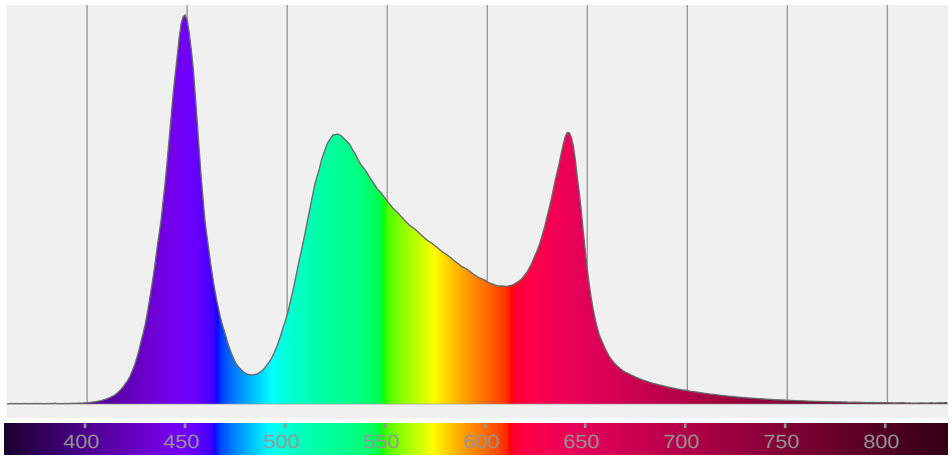

PROLIGHTS is a trademark of
MUSIC & LIGHTS S.r.l.
musiclights.it

Via A. Olivetti snc
04026 - Minturno (LT) ITALY
Tel: +39 0771 72190

prolights.it
info@prolights.it

COLOR DETAILS

PROLiGHTS

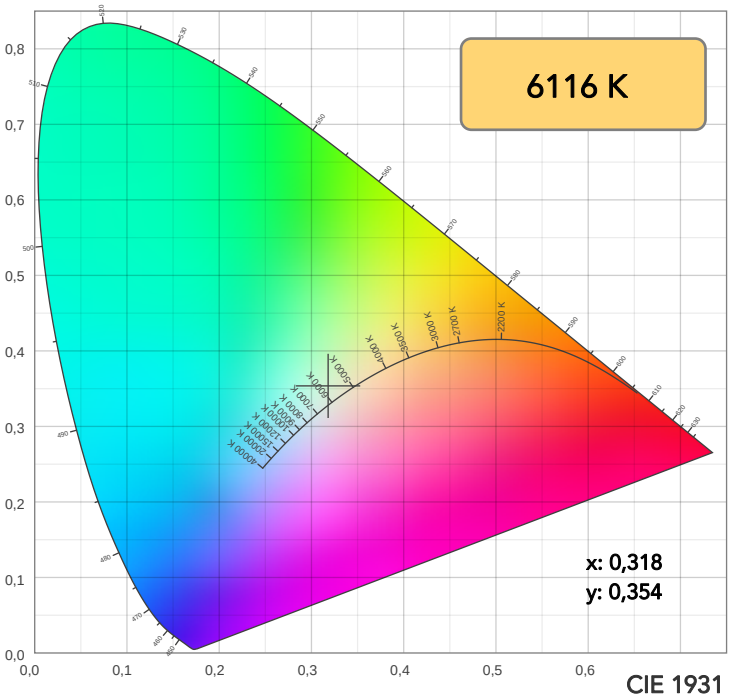

CIE 1931

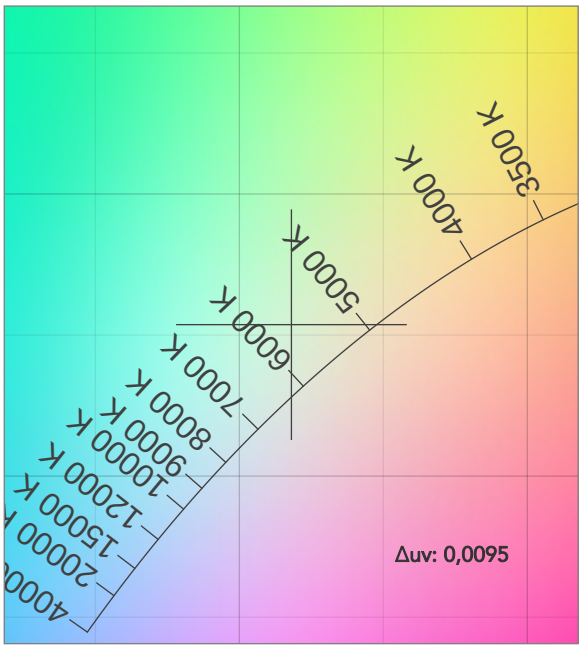

CIE 1931 ZOOM

TM30: 80,0

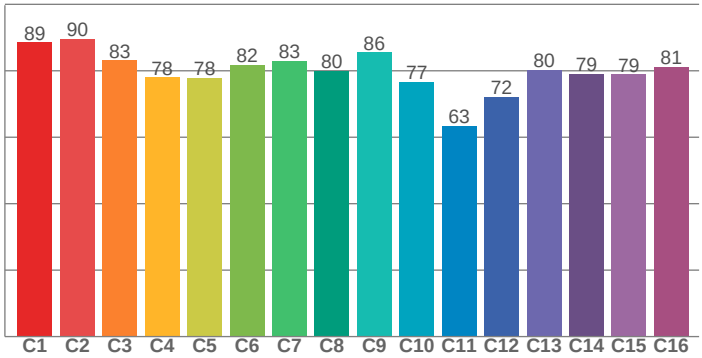

CRI: 80,0 (R1-R8)

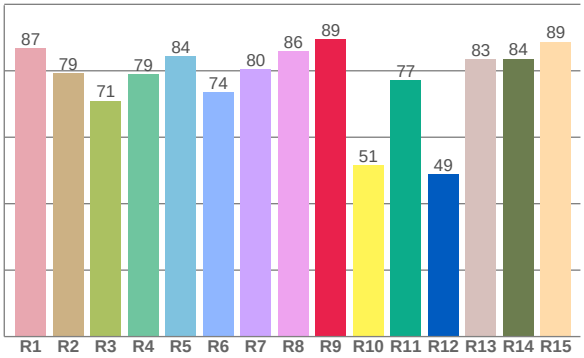

CRI R values, only R1-R8 are used to calculate final CRI value

R1	R2	R3	R4	R5	R6	R7	R8	R9	R10	R11	R12	R13	R14	R15
86,9	79,3	70,9	79,0	84,3	73,5	80,5	85,9	89,4	51,5	77,2	48,8	83,5	83,6	88,7

TM30 C values, 16 binned values out of total of 99 C values

C1	C2	C3	C4	C5	C6	C7	C8	C9	C10	C11	C12	C13	C14	C15	C16
88,5	89,6	83,2	78,0	77,9	81,8	83,1	80,0	85,5	76,7	63,4	72,1	80,3	79,1	78,9	81,2

CQS Q values

Q1	Q2	Q3	Q4	Q5	Q6	Q7	Q8	Q9	Q10	Q11	Q12	Q13	Q14	Q15
97,7	93,1	73,4	79,2	84,9	80,3	82,4	95,5	86,4	81,5	87,4	90,3	89,9	94,4	93,1

CQS: 85,6

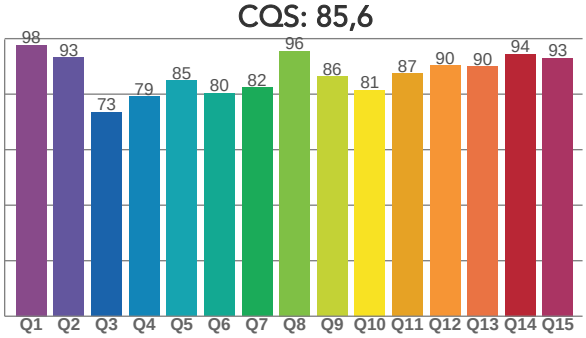

COLOR PARAMETERS

Color temperature	Color rendering index	Red component	Color fidelity	Color gamut	Color quality scale	Television lighting index	Color coordinate cie 1931	Color coordinate cie 1931	Color diviation from black body
CCT	CRI	CRI R9	TM30 Rf	TM30 Rg	CQS	TLCI	x	y	Δuv
6116 K	80,0	89,4	80,0	104,3	85,6	80	0,318	0,354	0,0095

PROLIGHTS is a trademark of
MUSIC & LIGHTS S.r.l.
musiclights.it

Via A. Olivetti snc
04026 - Minturno (LT) ITALY
Tel: +39 0771 72190

prolights.it
info@prolights.it

TM30 DETAILS

PROLiGHTS

Rf 80,0

Fidelity index Rf

Rg 104,3

Gammut index

		Graphic shifts (%)	
Hue Bin	R_f	Chroma	Hue
1	89	0%	-5%
2	90	-3%	-1%
3	83	-2%	8%
4	78	1%	12%
5	78	7%	9%
6	82	11%	2%
7	83	7%	-7%
8	80	-3%	-10%
9	86	-10%	-3%
10	77	-10%	8%
11	63	-4%	20%
12	72	1%	17%
13	80	9%	13%
14	79	11%	3%
15	79	17%	-5%
16	81	5%	-9%

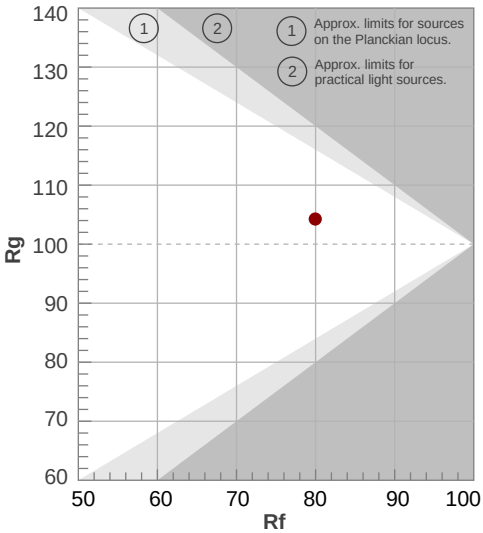

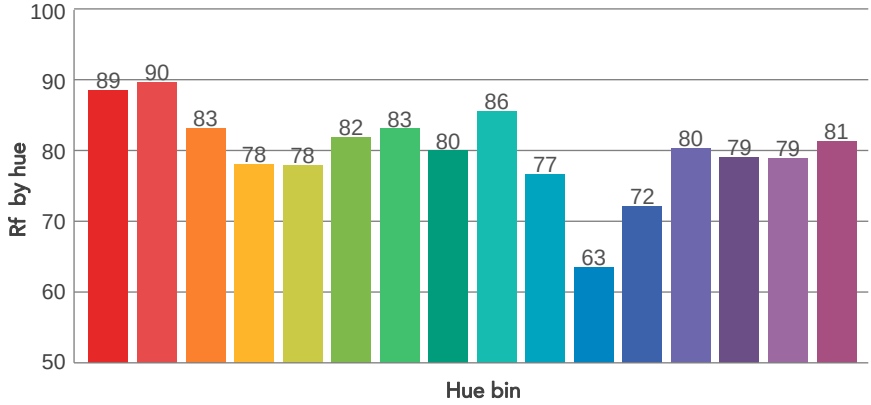

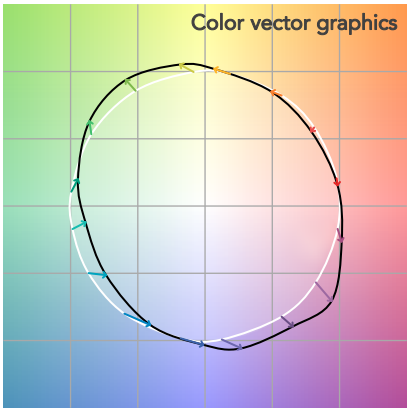

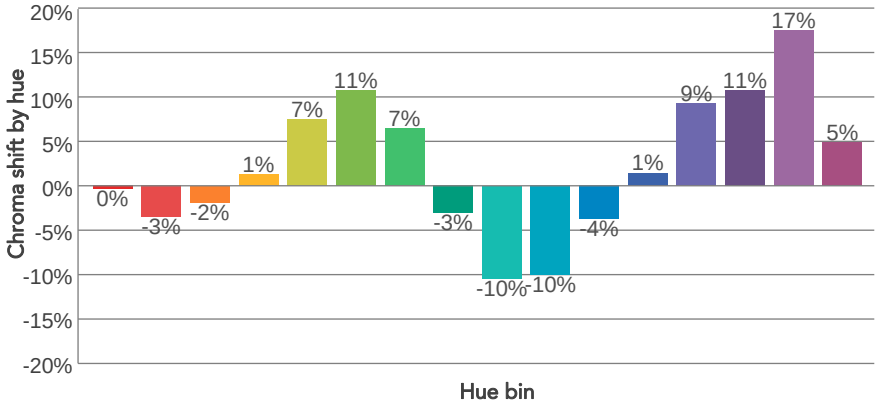

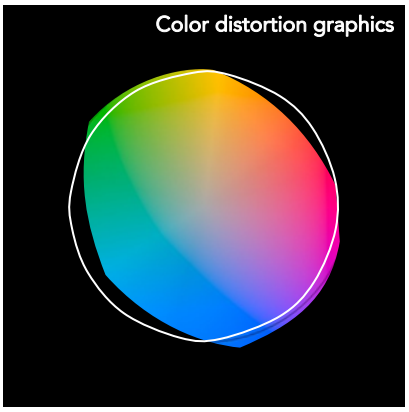

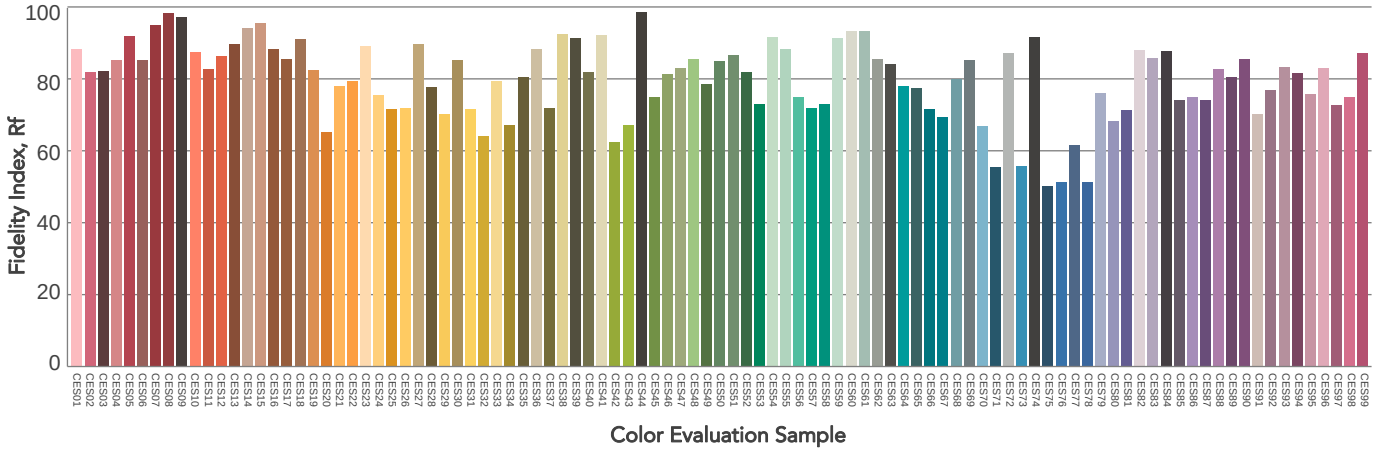

PROLIGHTS is a trademark of
MUSIC & LIGHTS S.r.l.
musiclights.it

Via A. Olivetti snc
04026 - Minturno (LT) ITALY
Tel: +39 0771 72190

prolights.it
info@prolights.it

BEAM DETAILS

Beam angle 50%	Field angle 10%	Cutoff angle 2,5%	Intensity ratio in 120° cone	Intensity ratio in 90° cone
82,6°	114°	125,6°	98,6%	83,4%

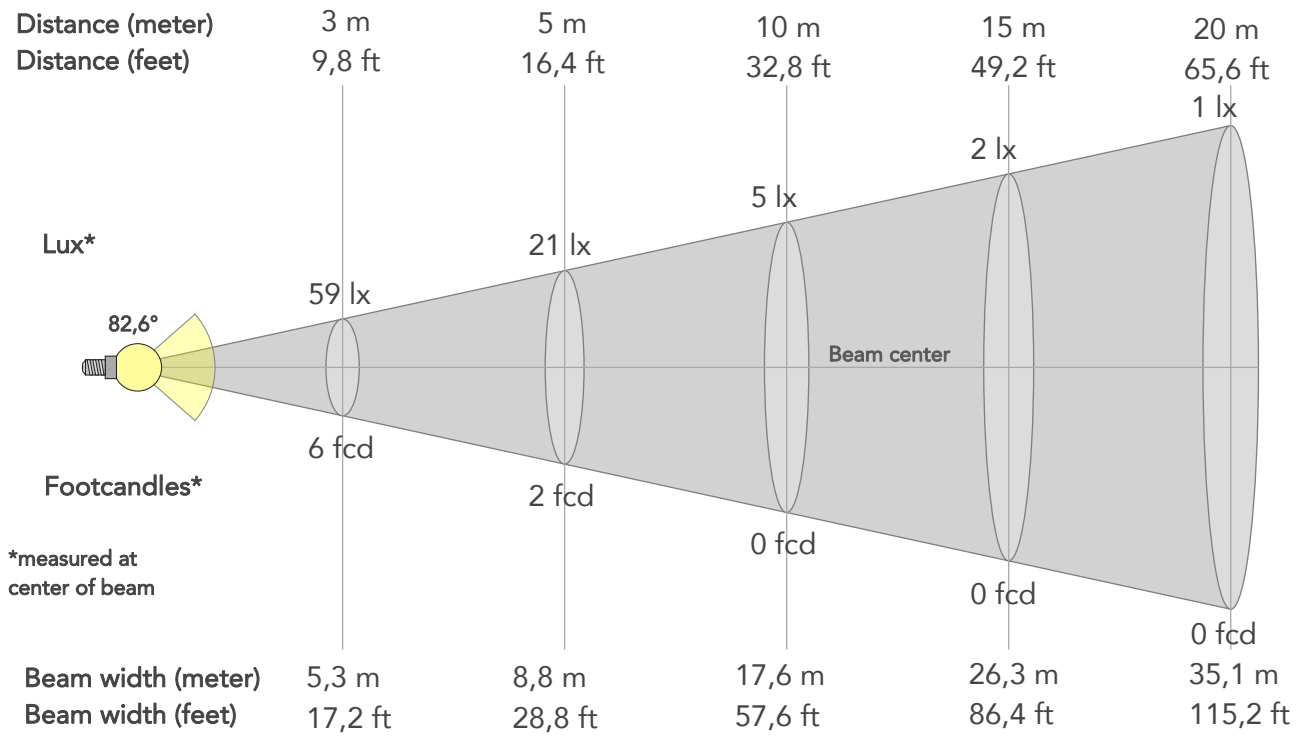

BEAM INTENSITIES AND WIDTHS

Distance	1m	2m	3m	4m	5m	7,5m	10m	15m	20m	25m	30m	40m	50m
Distance	3,3ft	6,6ft	9,8ft	13,1ft	16,4ft	24,6ft	32,8ft	49,2ft	65,6ft	82ft	98,4ft	131,2ft	164ft
Lux	534lx	134lx	59lx	33lx	21lx	10lx	5lx	2lx	1lx	1lx	1lx	0lx	0lx
Footcand.	50fcd	12fcd	6fcd	3fcd	2fcd	1fcd	0fcd	0fcd	0fcd	0fcd	0fcd	0fcd	0fcd
Beam wid.	1,8m	3,5m	5,3m	7m	8,8m	13,2m	17,6m	26,3m	35,1m	43,9m	52,7m	70,2m	87,8m
Beam wid.	5,8ft	11,6ft	17,2ft	23ft	28,8ft	43,2ft	57,6ft	86,4ft	115,2ft	144ft	172,8ft	230,4ft	287,9ft

LINEAR DISTRIBUTION DIAGRAM

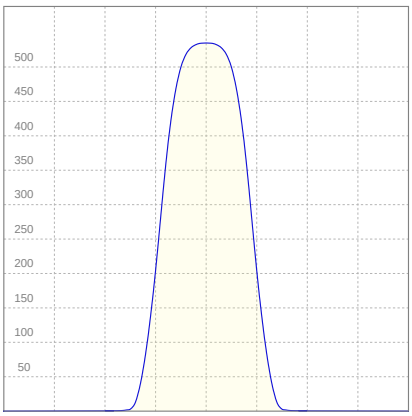

ELECTRICAL SPECIFICATIONS

Input voltage	Input current	Input power	Effeciency
226V	0,262A	27,6W	32lm/W

PROLIGHTS is a trademark of
MUSIC & LIGHTS S.r.l.
musiclights.it

Via A. Olivetti snc
04026 - Minturno (LT) ITALY
Tel: +39 0771 72190

prolights.it
info@prolights.it

ISO DIAGRAMS

ISO CANDELA DIAGRAM

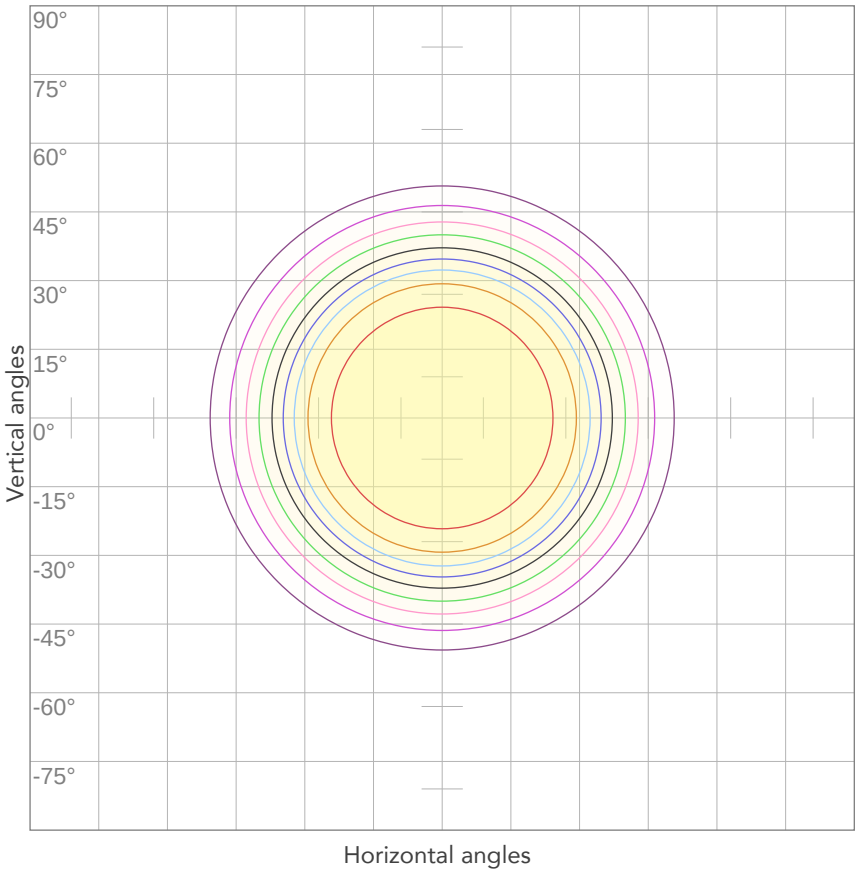

10%	53 cd
20%	107 cd
30%	160 cd
40%	214 cd
50%	267 cd
60%	321 cd
70%	374 cd
80%	428 cd

Conditions:

Number of c-planes: 2

Candela at center: 534 cd

ISO LUX DIAGRAM

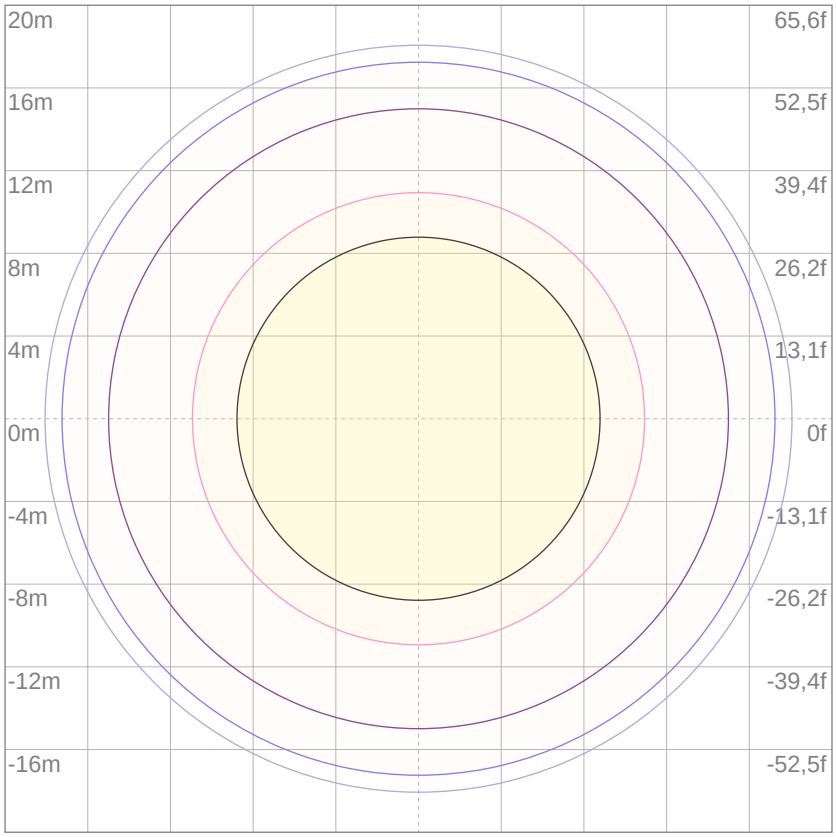

Mounting height: 10 meters (33 feet)

3%	0,160 lx
5%	0,267 lx
10%	0,534 lx
30%	1,60 lx
50%	2,67 lx

Conditions:

Number of c-planes: 2

Lux at center: 5,34 lx

Lux distribution on a surface when lamp is mounted at 10 meters from the surface.

Total lumen output:

186 lm

Total candela output:

833 cd

Light quality:

CRI: 80,9

Color temperature:

6136 K

PRODUCT NAME:

MINIECLFRFC

MEASURAMENT CONDITIONS:

Beam angle:

Min Zoom

Target:

6000K

Operator:

Paolo Carvone

Date and time:

21/02/2020 15:50:11

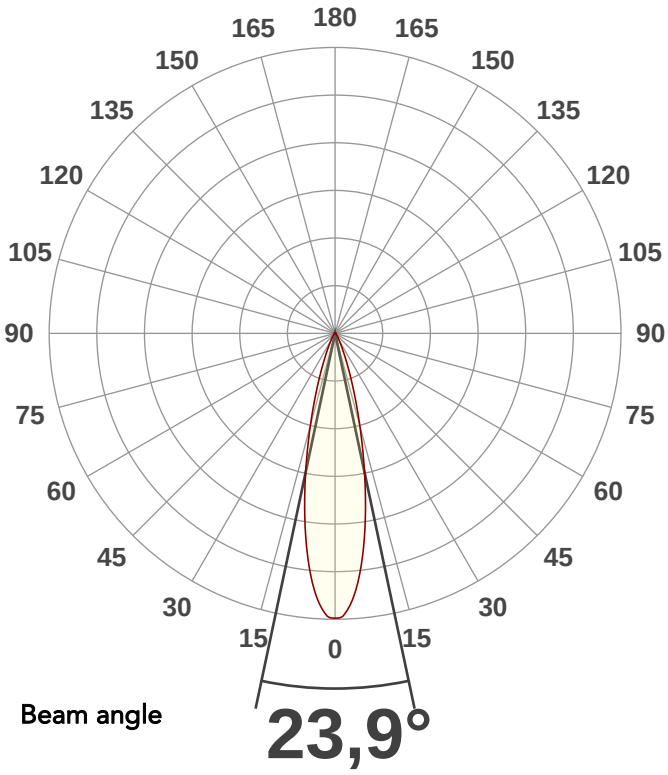

Spectra

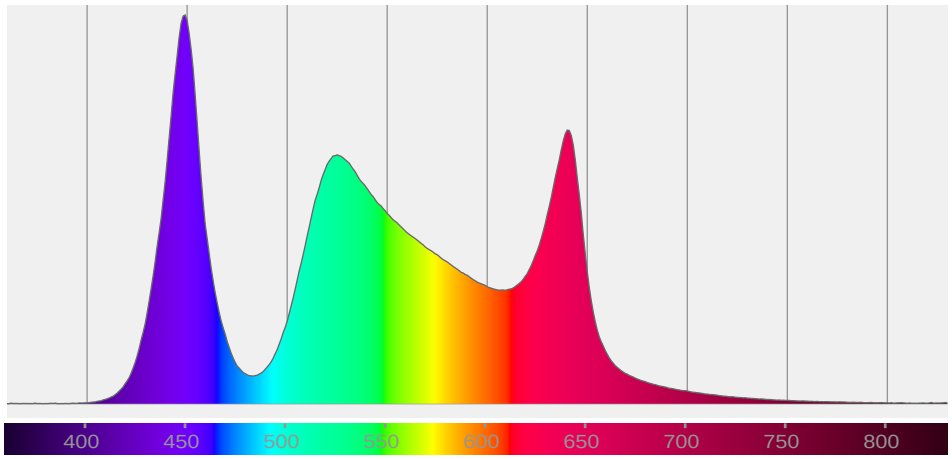

COLOR DETAILS

PROLiGHTS

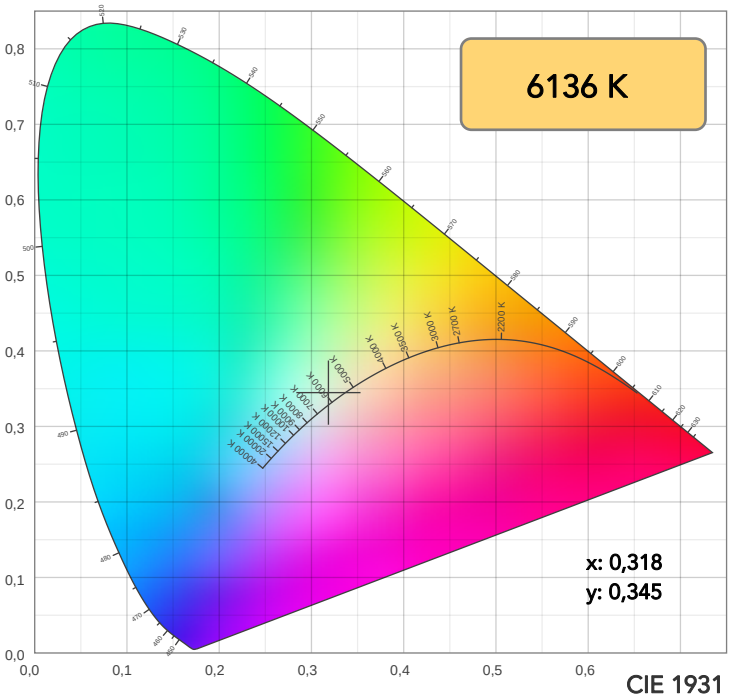

CIE 1931

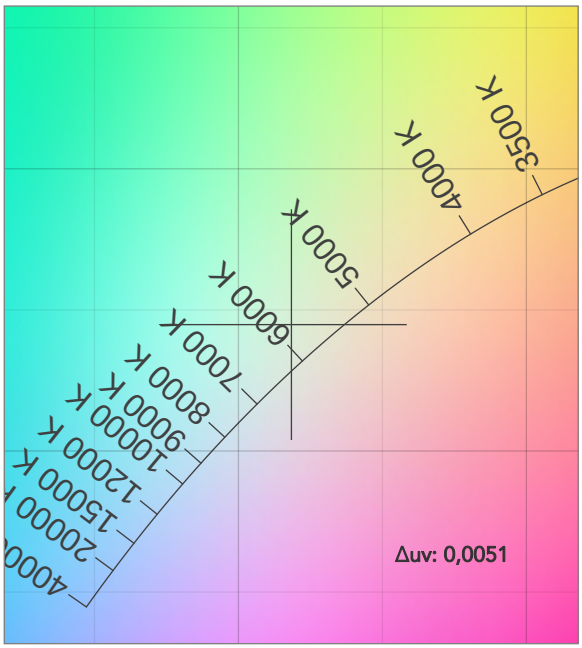

CIE 1931 ZOOM

TM30: 79,7

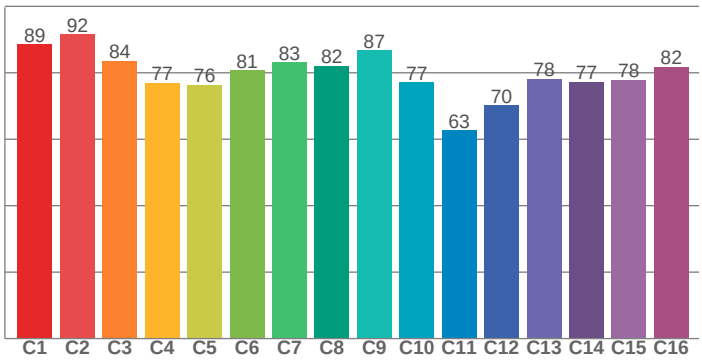

CRI: 80,9 (R1-R8)

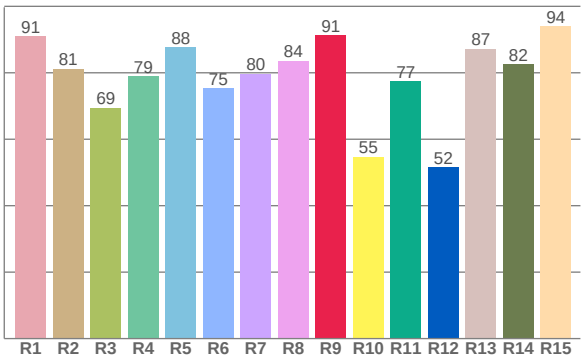

CRI R values, only R1-R8 are used to calculate final CRI value

R1	R2	R3	R4	R5	R6	R7	R8	R9	R10	R11	R12	R13	R14	R15
91,0	81,2	69,5	78,9	87,7	75,4	79,7	83,6	91,3	54,7	77,5	51,6	87,3	82,5	94,0

TM30 C values, 16 binned values out of total of 99 C values

C1	C2	C3	C4	C5	C6	C7	C8	C9	C10	C11	C12	C13	C14	C15	C16
88,6	91,6	83,6	76,9	76,4	80,7	83,1	82,2	86,7	77,2	62,6	70,2	78,1	77,2	77,9	81,8

CQS Q values

Q1	Q2	Q3	Q4	Q5	Q6	Q7	Q8	Q9	Q10	Q11	Q12	Q13	Q14	Q15
99,2	92,2	72,0	78,5	86,0	81,1	83,7	96,4	84,5	80,5	86,8	91,6	92,0	95,5	94,5

CQS: 85,6

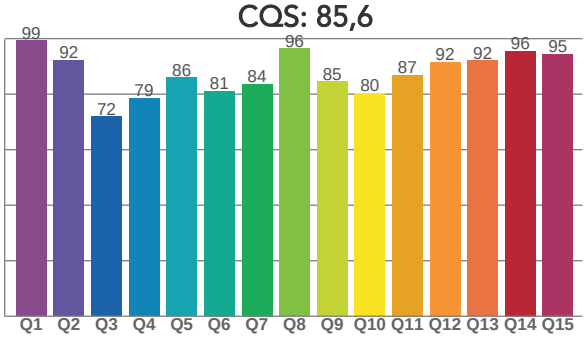

COLOR PARAMETERS

Color temperature	Color rendering index	Red component	Color fidelity	Color gamut	Color quality scale	Television lighting index	Color coordinate cie 1931	Color coordinate cie 1931	Color diviation from black body
CCT	CRI	CRI R9	TM30 Rf	TM30 Rg	CQS	TLCI	x	y	Δuv
6136 K	80,9	91,3	79,7	106,1	85,6	79	0,318	0,345	0,0051

PROLIGHTS is a trademark of
MUSIC & LIGHTS S.r.l.
musiclights.it

Via A. Olivetti snc
04026 - Minturno (LT) ITALY
Tel: +39 0771 72190

prolights.it
info@prolights.it

TM30 DETAILS

PROLiGHTS

Rf 79,7

Fidelity index Rf

Rg 106,1

Gammut index

		Graphic shifts (%)	
Hue Bin	R_f	Chroma	Hue
1	89	1%	-5%
2	92	-2%	-1%
3	84	-1%	8%
4	77	2%	13%
5	76	8%	10%
6	81	12%	2%
7	83	7%	-7%
8	82	-2%	-9%
9	87	-9%	-3%
10	77	-9%	9%
11	63	-3%	21%
12	70	2%	19%
13	78	10%	15%
14	77	11%	5%
15	78	19%	-2%
16	82	6%	-7%

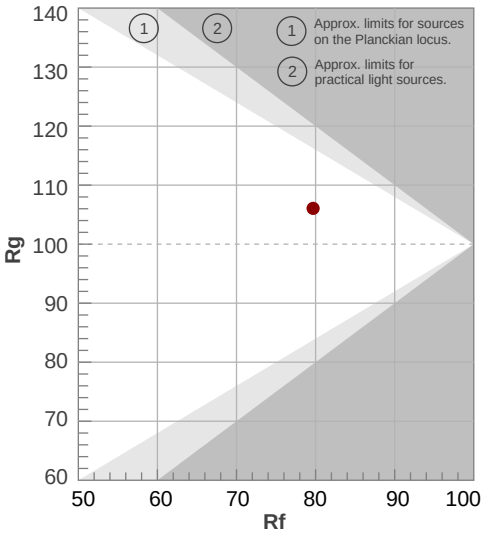

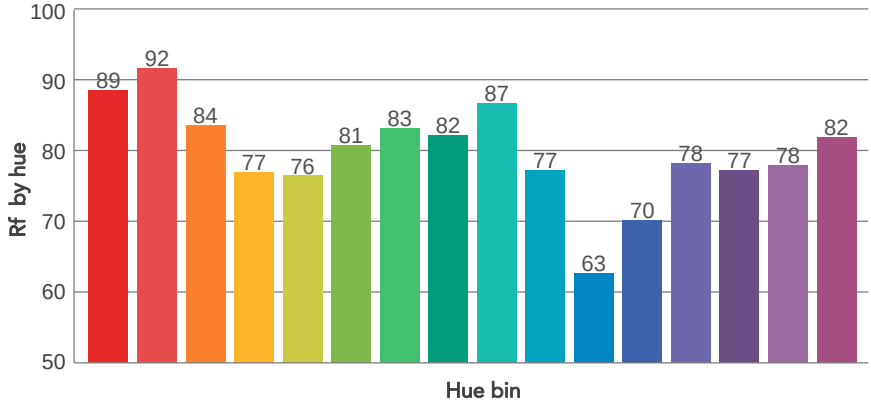

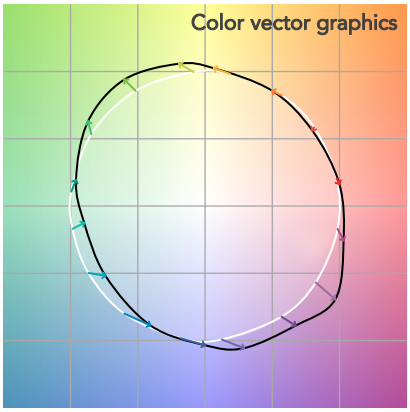

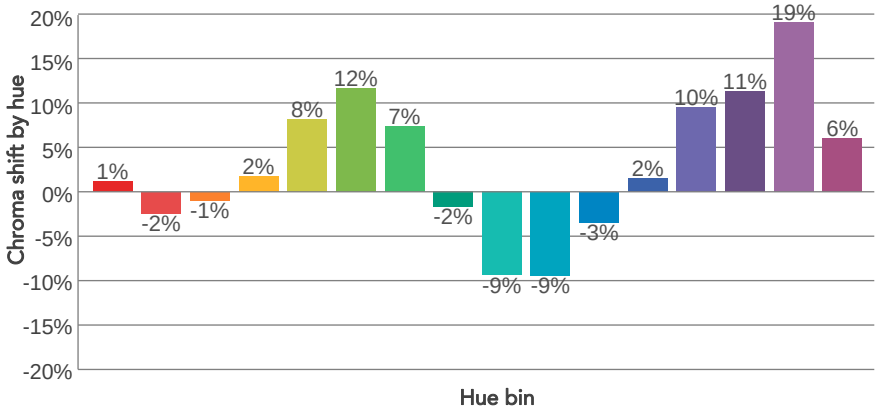

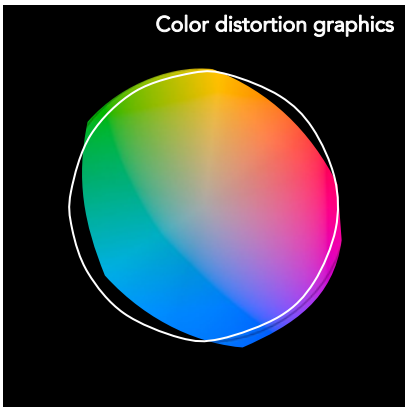

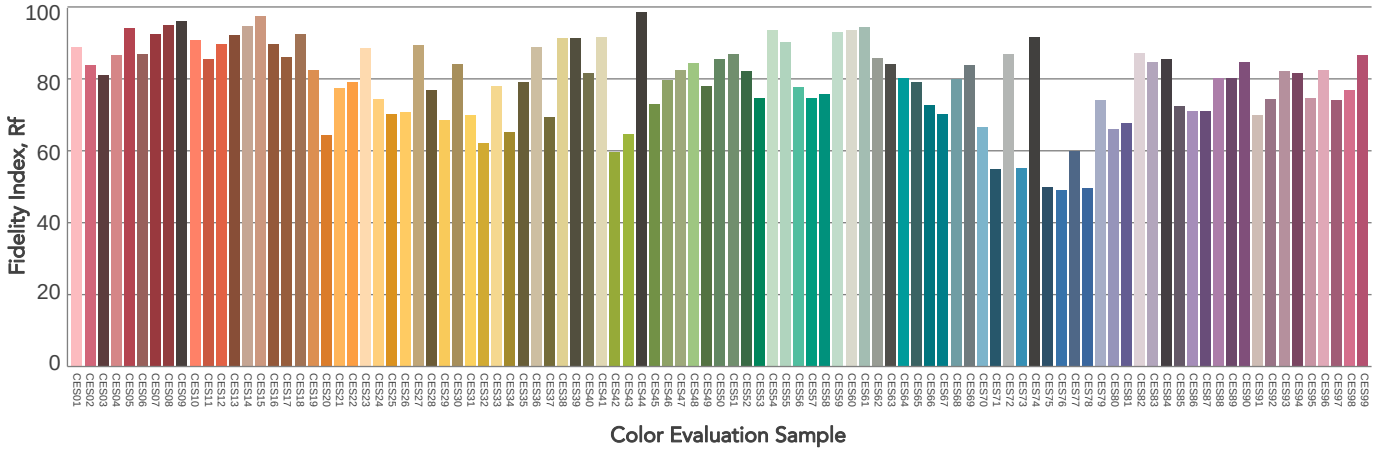

PROLIGHTS is a trademark of
MUSIC & LIGHTS S.r.l.
musiclights.it

Via A. Olivetti snc
04026 - Minturno (LT) ITALY
Tel: +39 0771 72190

prolights.it
info@prolights.it

BEAM DETAILS

Beam angle 50%	Field angle 10%	Cutoff angle 2,5%	Intensity ratio in 120° cone	Intensity ratio in 90° cone
23,9°	44,6°	63°	99,1%	96,6%

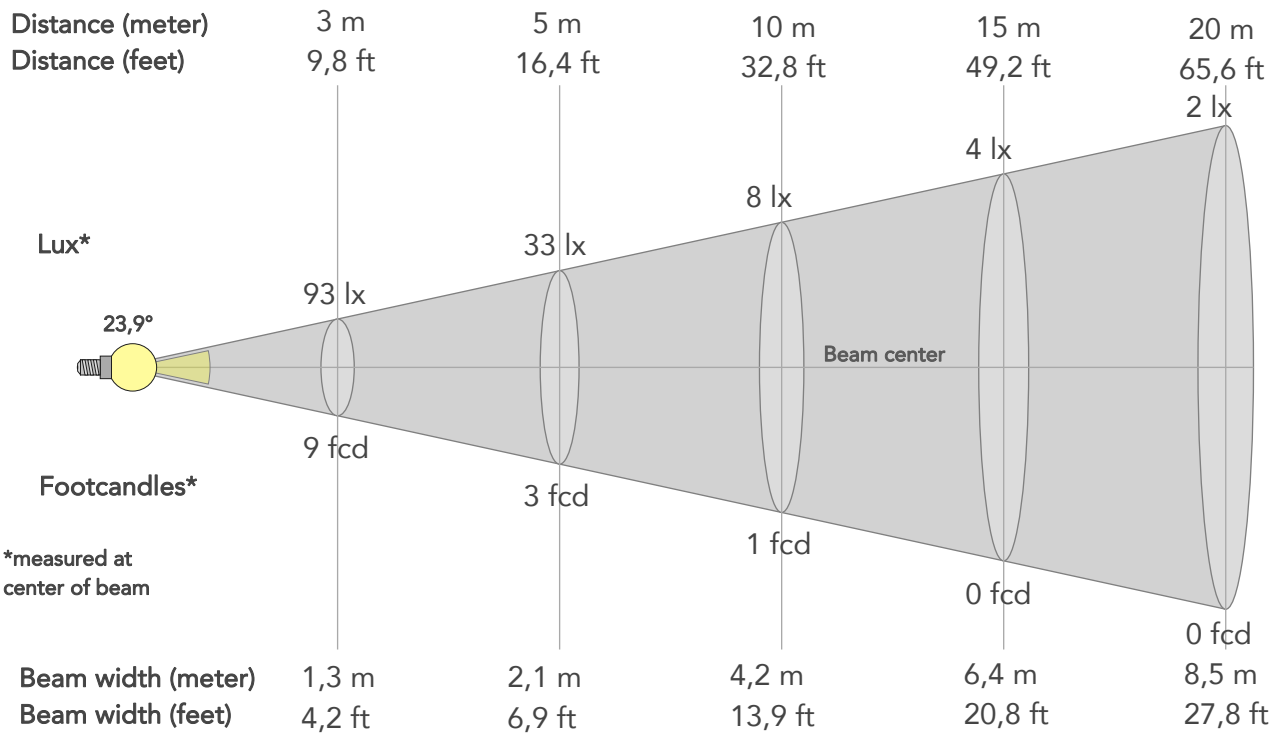

BEAM INTENSITIES AND WIDTHS

Distance	1m	2m	3m	4m	5m	7,5m	10m	15m	20m	25m	30m	40m	50m
Distance	3,3ft	6,6ft	9,8ft	13,1ft	16,4ft	24,6ft	32,8ft	49,2ft	65,6ft	82ft	98,4ft	131,2ft	164ft
Lux	833lx	208lx	93lx	52lx	33lx	15lx	8lx	4lx	2lx	1lx	1lx	1lx	0lx
Footcand.	77fcd	19fcd	9fcd	5fcd	3fcd	1fcd	1fcd	0fcd	0fcd	0fcd	0fcd	0fcd	0fcd
Beam wid.	0,4m	0,8m	1,3m	1,7m	2,1m	3,2m	4,2m	6,4m	8,5m	10,6m	12,7m	16,9m	21,2m
Beam wid.	1,4ft	2,8ft	4,2ft	5,6ft	6,9ft	10,4ft	13,9ft	20,8ft	27,8ft	34,7ft	41,7ft	55,6ft	69,5ft

LINEAR DISTRIBUTION DIAGRAM

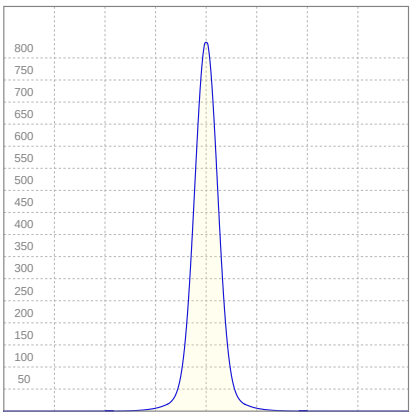

ELECTRICAL SPECIFICATIONS

Input voltage	Input current	Input power	Effeciency
225V	0,256A	27,6W	7lm/W

PROLIGHTS is a trademark of
MUSIC & LIGHTS S.r.l.
musiclights.it

Via A. Olivetti snc
04026 - Minturno (LT) ITALY
Tel: +39 0771 72190

prolights.it
info@prolights.it

ISO DIAGRAMS

PROLiGHTS

ISO CANDELA DIAGRAM

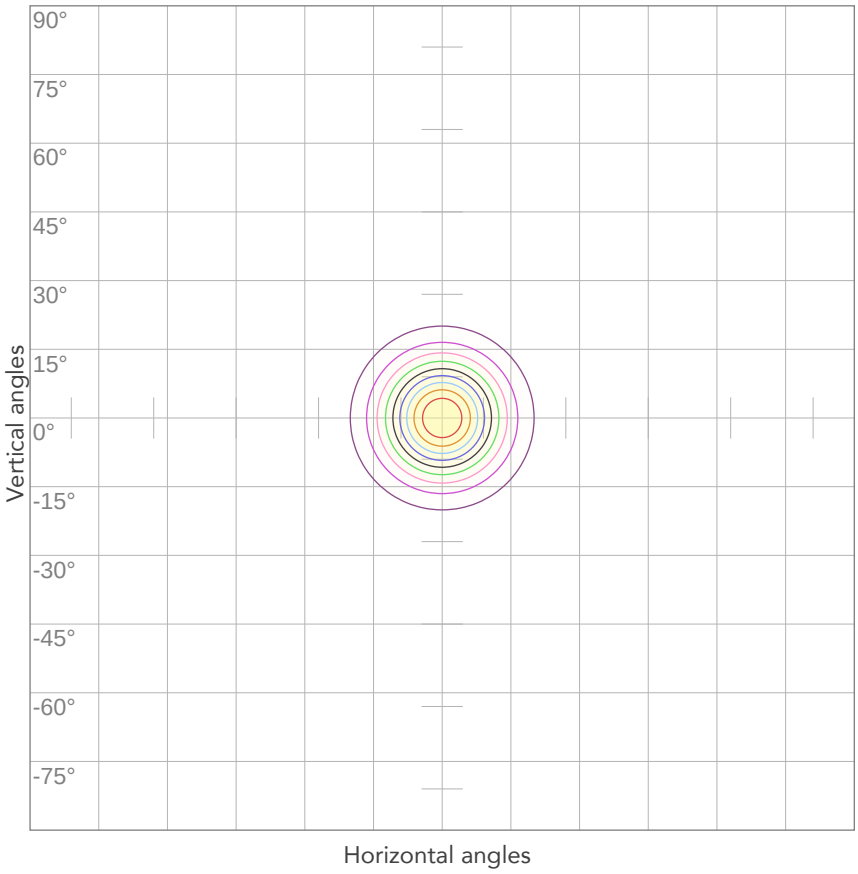

10%	83 cd
20%	167 cd
30%	250 cd
40%	333 cd
50%	417 cd
60%	500 cd
70%	583 cd
80%	667 cd

Conditions:

Number of c-planes: 2

Candela at center: 833 cd

ISO LUX DIAGRAM

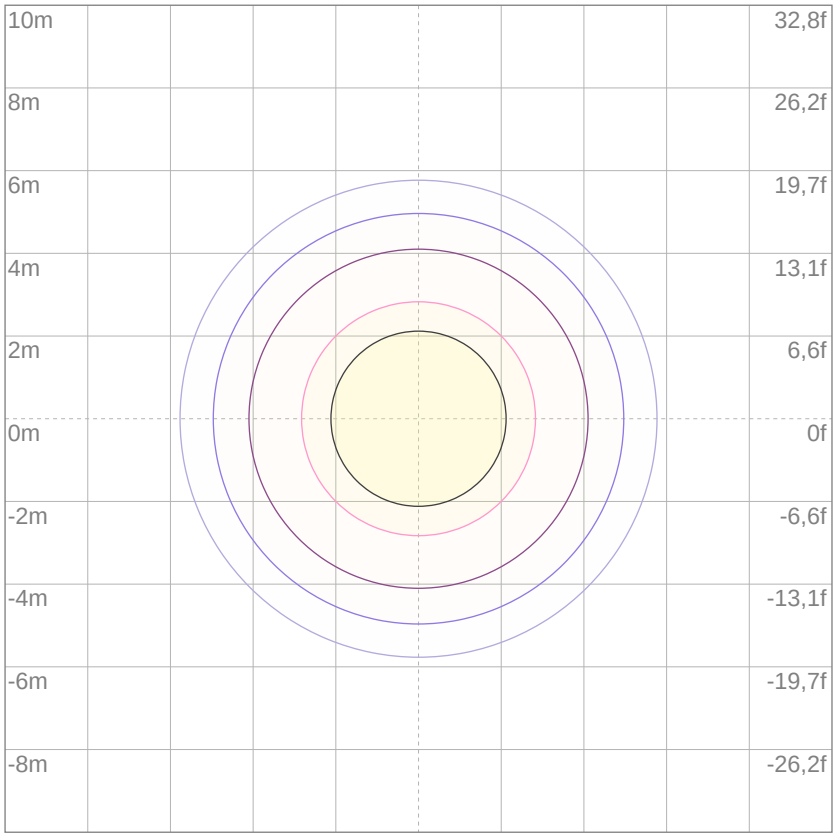

Mounting height: 10 meters (33 feet)

3%	0,250 lx
5%	0,417 lx
10%	0,833 lx
30%	2,50 lx
50%	4,17 lx

Conditions:

Number of c-planes: 2

Lux at center: 8,33 lx

Lux distribution on a surface when lamp is mounted at 10 meters from the surface.