

# EclDisplay CCFC

40W RGB+WVW LED gallery light, Tunable White and Full Colour, constant current to be connected to external PSU & Driver



**EclDisplay CCFC**  
+  
ECLDISPPRZL2040 (optional)



**EclDisplay CCFC**  
+  
ECLDISPWASH1530 (optional)



40W RGB + Warm White LED



Constant current external driver



NO electronic on board



(Wash lens - optional) 15° ~ 30° / 25° ~ 50° manual



(Profile lens - optional) 20° ~ 40° manual



Shutter blades lockable (profile lens only)



360° rotation of lens and framing system



360° rotating barndoors and gel frame holder



Lockable tilt with screw



Hanging / ceiling installation



IP 20 for indoor use



RAL 9004 (black standard) - RAL 9010 (white standard)



RAL custom (colour on demand)

**EclDisplay** is a range of revolutionary and flexible LED spotlights designed for galleries, retail and any public venue where an advanced but classical looking fixture is needed, with several control options, sources and optic versions available to precisely meet any application.

The **EclDisplay CCFC** is the version of the **EclDisplay** range made to be connected to an external Constant Current PSU and driver (max 4 x 1.4A/4.5V), selecting among the PROLIGHTS accessories or any third-party compatible component, leaving to System Integrators to install this luminaire in venues with their own wiring distribution and control. **EclDisplay CCFC** includes a high-efficiency 40W RGB + Warm White LED capable of delivering both a Full Colour spectrum and also tuneable White, and it is completed with a wide selection of optional zoomable profile or wash lenses, and other optical accessories like louvres and snoots, making it a truly a multi-purpose fixture.

## MAIN FEATURES

- Constant Current version to be connected to external PSU and driver (max 4 x 1.4A/4.5V)
- 40W RGB + Warm White LED capable to deliver both a Full Colour generation and also Tunable White
- Multiple lens options: zoomable profile or wash optics

## VERSIONS

Code	Housing
ECLDISPLAYCCFCB	Black
ECLDISPLAYCCFCW	White



Conforms to UL STD. 1573  
Certified to CSA STD: C22.2 NO. 166

Visit our website  
for specifications and  
tech documentations



Track installation  
with Nordic Aluminium accessories

Hanging installation  
with Protruss accessories

Ceiling installation  
with Ceiling kit accessories

## PRODUCT SPECIFICATIONS

### LIGHT SOURCE

- Source: 40W RGB + Warm White LED
- Luminous flux: (profile - 20°) 366 lm - (profile - 40°) 325 lm; (wash 2550 - min) 308 lm - (wash 2550 - max) 407 lm; (wash 1530 - min) 309 lm - (wash 1530 - max) 343lm @full
- Lux: (profile - 20°) 194 lx - (profile - 40°) 42lx; (wash 2550 - min) 49 lx - (wash 2550 - max) 20 lx; (wash 1530 - min) 119 lx - (wash 1530 - max) 58lx @5 m full
- Source life expectancy: > 50.000 hrs (L70B10 @Ta 25° C / 77° F)

### OPTICS

- Zoom: (wash lens - optional) 15° ~ 30° or 25° ~ 50° - (profile lens - optional) 20° ~ 40°
- Other: 360° lens rotation - shutter blades lockable - optional 360° rotating barndoors and gel frame holder
- Other: (profile lens) shutter blades lockable
- Other: (profile lens - optional) manual rotating gobo holder size E, outer: 37 mm - image: 23 mm - thickness: max 3 mm

### COLOUR SYSTEM

- Colour mixing: RGB + Warm White

### BODY

- Hardware on-board: lockable tilt with screw
- Body: aluminium die-casting
- Body colour: RAL 9004 or RAL 9010
- Other: 1m cable included - Cable diameter range: 6 - 10 mm

### ELECTRICAL

- Constant Current mains: max 4 x 1.4A/4.5V
- Max power consumption: 30W

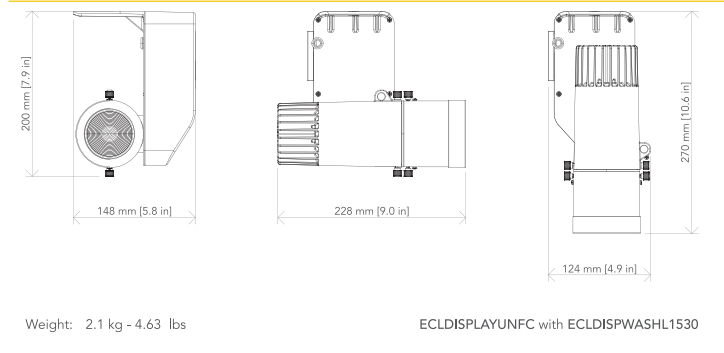
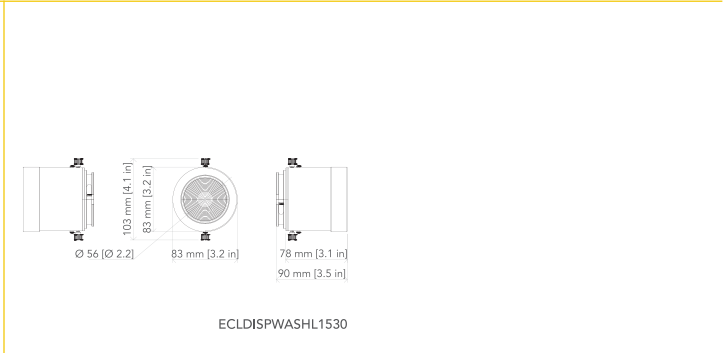
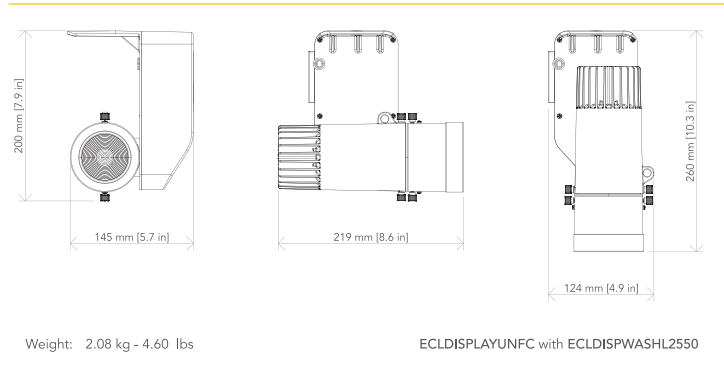
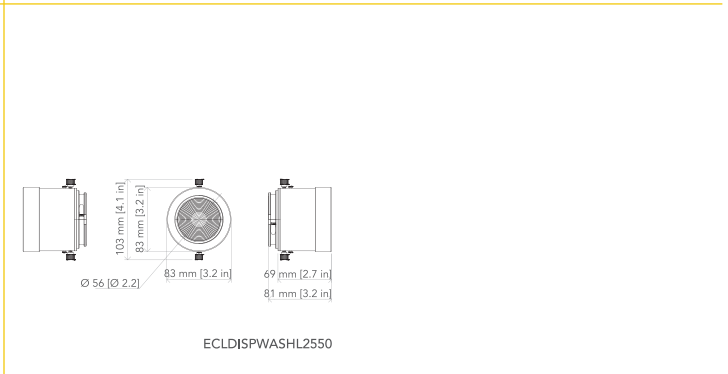
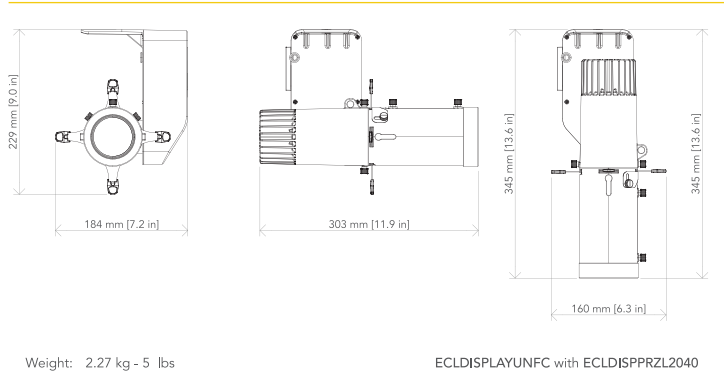
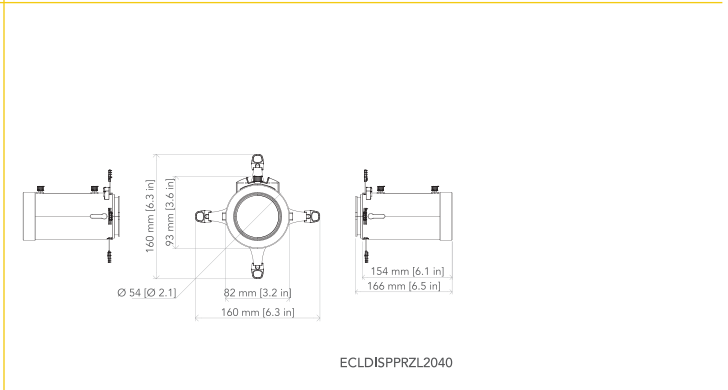
### PHYSICAL

- Operating Temperature: -10° ~ +45°
- IP rating: 20
- Cooling: passive cooling and fan-free
- Suspension and fixing: hanging / ceiling installation
- Data: screw terminal blocks
- Dimensions (WxHxD): 124X200x150mm
- Weight: 1,15kg

### CERTIFICATIONS / APPROVALS

- Certifications / Approvals: CE, UKCA, RCM, cTUVus, FCC







## TECHNICAL DRAWINGS

 <p>Weight: 2.1 kg - 4.63 lbs</p> <p>ECLDISPLAYUNFC with ECLDISPWASHL1530</p>	 <p>ECLDISPWASHL1530</p>
 <p>Weight: 2.08 kg - 4.60 lbs</p> <p>ECLDISPLAYUNFC with ECLDISPWASHL2550</p>	 <p>ECLDISPWASHL2550</p>
 <p>Weight: 2.27 kg - 5 lbs</p> <p>ECLDISPLAYUNFC with ECLDISPPRZL2040</p>	 <p>ECLDISPPRZL2040</p>

## ACCESSORIES

IMAGE	CODE	DESCRIPTION	IMAGE	CODE	DESCRIPTION
	ECLDISPWASHL1530B	Zoomable Wash Lens 15-30° for EclDisplay, black housing		ECLDISPLOUVREB	Anti-glare louvre for EclDisplay, black housing
	ECLDISPWASHL1530W	Zoomable Wash Lens 15-30° for EclDisplay, white housing		ECLDISPLOUVREW	Anti-glare louvre for EclDisplay, white housing
	ECLDISPWASHL2550B	Zoomable Wash Lens 25-50° for EclDisplay, black housing		ECLDISPBDNFFB	Barndoor and filter frame (compatible with Wash Lenses) for EclDisplay, black
	ECLDISPWASHL2550W	Zoomable Wash Lens 25-50° for EclDisplay, white housing		ECLDISPBDNFFW	Barndoor and filter frame (compatible with Wash Lenses) for EclDisplay, white
	ECLDISPPRZL2040B	Zoomable Profile Lens 20-40°, with 4 framing shutters, for EclDisplay, black housing		ECLDISPGOBOHINDB	Gobo holder for EclDisplay with manual index gear on board, black
	ECLDISPPRZL2040W	Zoomable Profile Lens 20-40°, with 4 framing shutters, for EclDisplay, white housing		ECLDISPGOBOHINDW	Gobo holder for EclDisplay with manual index gear on board, white
	ECLDISPHSNOOTB	Half Snoot for EclDisplay, black housing		ECLDISPCEILKIT	Ceiling adapter kit for EclDisplay (without flange)

## ACCESSORIES

IMAGE	CODE	DESCRIPTION	IMAGE	CODE	DESCRIPTION
	ECLDISPFSNOOTB	Full Snoot for EclDisplay, black housing		ECLDISPCEILFLGB	Black flange to complete the EclDisplay ceiling adapter kit, black
	ECLDISPHSNOOTW	Half Snoot for EclDisplay, white housing		ECLDISPCEILFLGW	White flange to complete the EclDisplay ceiling adapter kit, white
	ECLDISPFSNOOTW	Full Snoot for EclDisplay, white housing		UPBOX1	Firmware uploader kit, USB IN, 3pin XLR DMX OUT, USB OUT
<ul style="list-style-type: none"> <li>▪ C6002B Slim aluminum damp, 200kg loading, 48-51mm tubes, M10 bolt, Black</li> <li>▪ RSR0630B Steel security cable for hanging bodies, inox steel shackle, L=60 cm,</li> <li>▪ NAXTSC61002 Global Pulse XTSC Lighting Track, 3 circuit DALI, 1000mm, black</li> <li>▪ NAXTSC61003 Global Pulse XTSC Lighting Track, 3 circuit DALI, 1000mm, white</li> <li>▪ NAXTSC62002 Global Pulse XTSC Lighting Track, 3 circuit DALI, 2000mm, black</li> <li>▪ NAXTSC62003 Global Pulse XTSC Lighting Track, 3 circuit DALI, 2000mm, white</li> <li>▪ NAXTSC63002 Global Pulse XTSC Lighting Track, 3 circuit DALI, 3000mm, black</li> <li>▪ NAXTSC63003 Global Pulse XTSC Lighting Track, 3 circuit DALI, 3000mm, white</li> <li>▪ NAXTSC64002 Global Pulse XTSC Lighting Track, 3 circuit DALI, 4000mm, black</li> <li>▪ NAXTSC64003 Global Pulse XTSC Lighting Track, 3 circuit DALI, 4000mm, white</li> <li>▪ NAXTSC6112 Global Pulse XTS Connector 3-CCT DALI end feed, earth right, black</li> <li>▪ NAXTSC6113 Global Pulse XTS Connector 3-CCT DALI end feed, earth right, white</li> <li>▪ NAXTSC6122 Global Pulse XTS Connector 3-CCT DALI end feed, earth left, black</li> <li>▪ NAXTSC6123 Global Pulse XTS Connector 3-CCT DALI end feed, earth left, white</li> <li>▪ NAXTSC6142 Global Pulse XTS Connector 3-CCT DALI middle feed, black</li> <li>▪ NAXTSC6143 Global Pulse XTS Connector 3-CCT DALI middle feed, white</li> <li>▪ NAXTSC6212 Global Pulse XTS Connector 3-CCT DALI straight connector, black</li> <li>▪ NAXTSC6213 Global Pulse XTS Connector 3-CCT DALI straight connector, white</li> <li>▪ NAXTSC6232 Global Pulse XTS Connector 3-CCT DALI flexible corner connector, black</li> <li>▪ NAXTSC6233 Global Pulse XTS Connector 3-CCT DALI flexible corner connector, white</li> <li>▪ NAXTSNC6342 Global Pulse XTSN Connector 3-CCT DALI L connector, earth right, black</li> <li>▪ NAXTSNC6343 Global Pulse XTSN Connector 3-CCT DALI L connector, earth right, white</li> <li>▪ NAXTSNC6352 Global Pulse XTSN Connector 3-CCT DALI L connector, earth left, black</li> <li>▪ NAXTSNC6353 Global Pulse XTSN Connector 3-CCT DALI L connector, earth left, white</li> <li>▪ NAXTSNC6362 Global Pulse XTSN Connector 3-CCT DALI T connector, earth right/right, black</li> <li>▪ NAXTSNC6363 Global Pulse XTSN Connector 3-CCT DALI T connector, earth right/right, white</li> <li>▪ NAXTSNC6372 Global Pulse XTSN Connector 3-CCT DALI T connector, earth left/left, black</li> <li>▪ NAXTSNC6373 Global Pulse XTSN Connector 3-CCT DALI T connector, earth left/left, white</li> <li>▪ NAXTSNC6382 Global Pulse XTSN Connector 3-CCT DALI X connector, black</li> <li>▪ NAXTSNC6383 Global Pulse XTSN Connector 3-CCT DALI X connector, white</li> </ul>	<ul style="list-style-type: none"> <li>▪ NAXTSNC6392 Global Pulse XTSN Connector 3-CCT DALI T connector, earth right/left, black</li> <li>▪ NAXTSNC6393 Global Pulse XTSN Connector 3-CCT DALI T connector, earth right/left, white</li> <li>▪ NAXTSNC6402 Global Pulse XTSN Connector 3-CCT DALI T connector, earth left/right, black</li> <li>▪ NAXTSNC6403 Global Pulse XTSN Connector 3-CCT DALI T connector, earth left/right, white</li> <li>▪ NAXTS412 Global Pulse XTS Connector 3-CCT DALI END cap, black</li> <li>▪ NAXTS413 Global Pulse XTS Connector 3-CCT DALI END cap, white</li> <li>▪ NAXTSA682 Global Pulse 3-Circuit MULTI Adapter, 10A 100N Slot connection, black</li> <li>▪ NAXTSA683 Global Pulse 3-Circuit MULTI Adapter, 10A 100N Slot connection, white</li> <li>▪ NAGAC6002 Global Pulse DMX/DALI 3-Circuit Adapters, 10A 100N Slot connection, black</li> <li>▪ NAGAC6003 Global Pulse DMX/DALI 3-Circuit Adapters, 10A 100N Slot connection, white</li> <li>▪ NASPW12SK215M Global Pulse Track clip wire suspension set 1.5m, 150N, black</li> <li>▪ NASPW12SK25M Global Pulse Track clip wire suspension set 5m, 150N, black</li> <li>▪ NASPW12SK315M Global Pulse Track clip wire suspension set 1.5m, 150N, white</li> <li>▪ NASPW12SK35M Global Pulse Track clip wire suspension set 5m, 150N, white</li> <li>▪ NAXTSA57129 Global Pulse Rotating Nipples 3-Circuit Adapters, M10, H 12mm, D 7,4mm</li> <li>▪ NAXTSA55129 Global Pulse Rotating Nipples 3-Circuit Adapters, M13, H 12mm, D 9mm</li> <li>▪ NAGAM109 Global Pulse Nut M10 for NAXTSA57129</li> <li>▪ NAGAM139 Global Pulse Nut M13 for NAXTSA55129</li> <li>▪ NASKB122 Global Pulse Track Mounting Clamp for Rod and Wire, 200N, black</li> <li>▪ NASKB123 Global Pulse Track Mounting Clamp for Rod and Wire, 200N, white</li> <li>▪ PLCPW93075 Power PVC cable H05W-F 3G0,75</li> <li>▪ PLCDX53D5 120 Ohm DMX cable, 2 twisted poles, external sheath with reduced diameter</li> <li>▪ PLCPD7501P14D Power &amp; DMX 120 Ohm</li> <li>▪ PLCYA7501P14D YY splitter cable Power 3x1 mm<sup>2</sup> + DMX 120 Ohm, 1 meter length</li> <li>▪ UPBOX1U Firmware uploader kit, USB IN, 3pin XLR DMX OUT, USB OUT</li> </ul>				

## ORDERING INFORMATION

MODEL	COLOUR TEMP	HOUSING	LENS TYPE	OPTICAL ACCESSORIES	DRIVER & CONNECTION	CEILING INSTALLATION
ECLDISPLAYCC	FC (RGB + WW)	BK (black housing) WH (white housing)	ECLDISPWASHL1530 (15°-30° wash lens) ECLDISPWASHL2550 (25°-50° wash lens) ECLDISPPRZL2040 (20°-40° profile lens)	ECLDISPHSNOOT (half snoot) ECLDISPFSNOOT (full snoot) ECLDISPLOUVRE (anti-glare louvre) ECLDISPBDNFF (barndoor + filter frame) ECLDISGBOHIND (gobo holder)	ELPD50SAM4Z0X (EldoLED power drive DMX-RDM) ELTOOLBOXPRO (EldoLED tool box)	ECLDISPCEILKIT (ceiling installation kit) ECLDISPCEILFLG (ceiling installation flange)